

Site Usage

294 Visits

Previous: 150 (96.00%)

51.02% Bounce Rate

Previous: 47.33% (7.79%)

864 Pageviews

Previous: 481 (79.63%)

00:02:42 Avg. Time on Site

Previous: 00:02:48 (-3.25%)

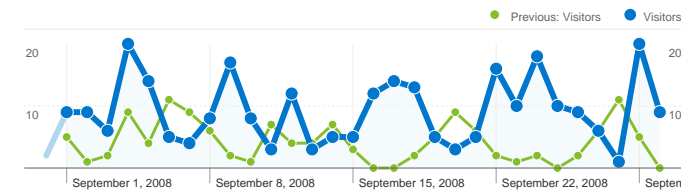
2.94 Pages/Visit

Previous: 3.21 (-8.35%)

83.33% % New Visits

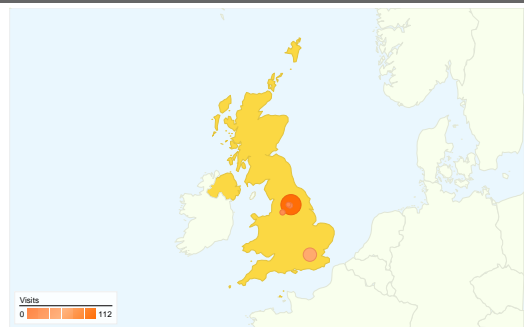
Previous: 64.00% (30.21%)

Visitors Overview

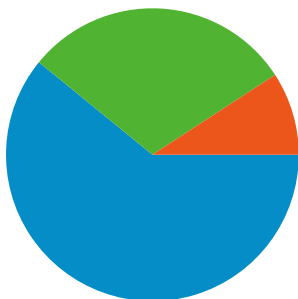


Visitors
265

Map Overlay GB



Traffic Sources Overview

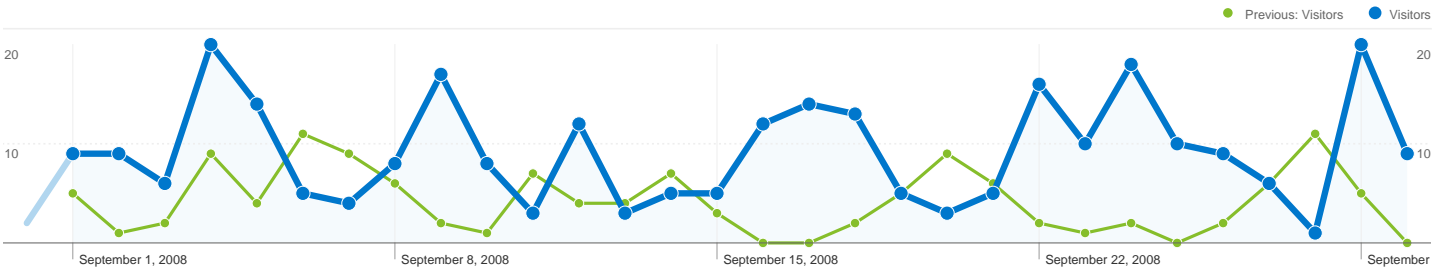


- **Search Engines**
179.00 (60.88%)
- **Referring Sites**
88.00 (29.93%)
- **Direct Traffic**
27.00 (9.18%)

Entrance Keywords: /		
Keyword	Pageviews	% visits
leeds parent partnership		
Sep 1, 2008 - Sep 30, 2008	56	35.67%
Aug 1, 2008 - Aug 31, 2008	25	40.98%
% Change	124.00%	124.00%
parent partnership leeds		
Sep 1, 2008 - Sep 30, 2008	23	14.65%
Aug 1, 2008 - Aug 31, 2008	3	4.92%
% Change	666.67%	666.67%
www.leedsparentpartnership.co.uk		
Sep 1, 2008 - Sep 30, 2008	14	8.92%
Aug 1, 2008 - Aug 31, 2008	0	0.00%
% Change	100.00%	100.00%
parent partnership		
Sep 1, 2008 - Sep 30, 2008	13	8.28%
Aug 1, 2008 - Aug 31, 2008	8	13.11%
% Change	62.50%	62.50%
leeds parent partneship		
Sep 1, 2008 - Sep 30, 2008	10	6.37%
Aug 1, 2008 - Aug 31, 2008	0	0.00%
% Change	100.00%	100.00%

All Traffic Sources		
Source/Medium	Visits	% visits
google / organic		
Sep 1, 2008 - Sep 30, 2008	170	57.82%
Aug 1, 2008 - Aug 31, 2008	77	51.33%
% Change	120.78%	120.78%
educationleeds.co.uk / referral		
Sep 1, 2008 - Sep 30, 2008	65	22.11%
Aug 1, 2008 - Aug 31, 2008	47	31.33%
% Change	38.30%	38.30%
(direct) / (none)		
Sep 1, 2008 - Sep 30, 2008	27	9.18%
Aug 1, 2008 - Aug 31, 2008	7	4.67%
% Change	285.71%	285.71%
yorkshireeveningpost.co.uk / referral		
Sep 1, 2008 - Sep 30, 2008	15	5.10%
Aug 1, 2008 - Aug 31, 2008	0	0.00%
% Change	100.00%	100.00%
aol / organic		
Sep 1, 2008 - Sep 30, 2008	5	1.70%
Aug 1, 2008 - Aug 31, 2008	1	0.67%
% Change	400.00%	400.00%

Content Overview		
Pages	Pageviews	% Pageviews
/		
Sep 1, 2008 - Sep 30, 2008	211	24.42%
Aug 1, 2008 - Aug 31, 2008	101	21.00%
% Change	108.91%	108.91%
/advice-information/choice-advice-service/		
Sep 1, 2008 - Sep 30, 2008	87	10.07%
Aug 1, 2008 - Aug 31, 2008	43	8.94%
% Change	102.33%	102.33%
/staff		
Sep 1, 2008 - Sep 30, 2008	78	9.03%
Aug 1, 2008 - Aug 31, 2008	28	5.82%
% Change	178.57%	178.57%
/jargon-buster/		
Sep 1, 2008 - Sep 30, 2008	76	8.80%
Aug 1, 2008 - Aug 31, 2008	34	7.07%
% Change	123.53%	123.53%
/links/		
Sep 1, 2008 - Sep 30, 2008	60	6.94%
Aug 1, 2008 - Aug 31, 2008	23	4.78%
% Change	160.87%	160.87%



265 people visited this site

294 Visits

Previous: 150 (96.00%)

265 Absolute Unique Visitors

Previous: 115 (130.43%)

864 Pageviews

Previous: 481 (79.63%)

2.94 Average Pageviews

Previous: 3.21 (-8.35%)

00:02:42 Time on Site

Previous: 00:02:48 (-3.25%)

51.02% Bounce Rate

Previous: 47.33% (7.79%)

83.33% New Visits

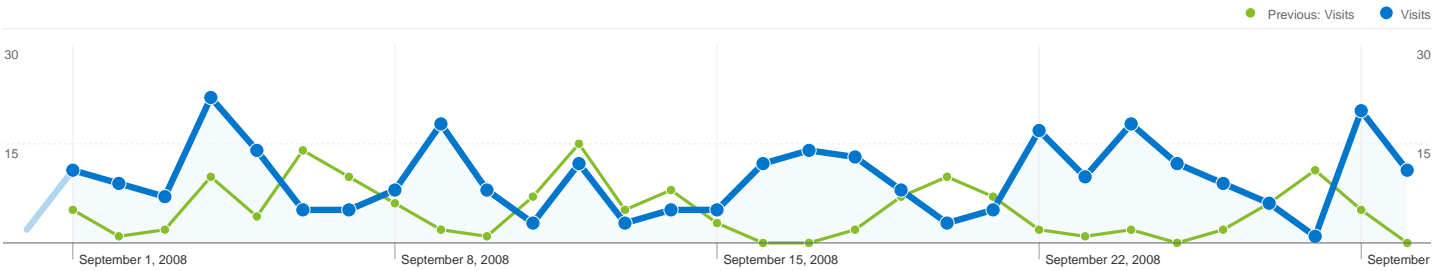
Previous: 64.00% (30.21%)

Technical Profile

Browser	Visits	% visits	Connection Speed	Visits	% visits
Internet Explorer			Unknown		
Sep 1, 2008 - Sep 30, 2008	258	87.76%	Sep 1, 2008 - Sep 30, 2008	106	36.05%
Aug 1, 2008 - Aug 31, 2008	138	92.00%	Aug 1, 2008 - Aug 31, 2008	89	59.33%
% Change	86.96%	86.96%	% Change	19.10%	19.10%
Firefox			DSL		
Sep 1, 2008 - Sep 30, 2008	27	9.18%	Sep 1, 2008 - Sep 30, 2008	97	32.99%
Aug 1, 2008 - Aug 31, 2008	11	7.33%	Aug 1, 2008 - Aug 31, 2008	44	29.33%
% Change	145.45%	145.45%	% Change	120.45%	120.45%

Safari		
Sep 1, 2008 - Sep 30, 2008	7	2.38%
Aug 1, 2008 - Aug 31, 2008	1	0.67%
% Change	600.00%	600.00%
Chrome		
Sep 1, 2008 - Sep 30, 2008	1	0.34%
Aug 1, 2008 - Aug 31, 2008	0	0.00%
% Change	100.00%	100.00%
Opera		
Sep 1, 2008 - Sep 30, 2008	1	0.34%
Aug 1, 2008 - Aug 31, 2008	0	0.00%
% Change	100.00%	100.00%

Cable		
Sep 1, 2008 - Sep 30, 2008	61	20.75%
Aug 1, 2008 - Aug 31, 2008	11	7.33%
% Change	454.55%	454.55%
T1		
Sep 1, 2008 - Sep 30, 2008	20	6.80%
Aug 1, 2008 - Aug 31, 2008	4	2.67%
% Change	400.00%	400.00%
OC3		
Sep 1, 2008 - Sep 30, 2008	5	1.70%
Aug 1, 2008 - Aug 31, 2008	2	1.33%
% Change	150.00%	150.00%

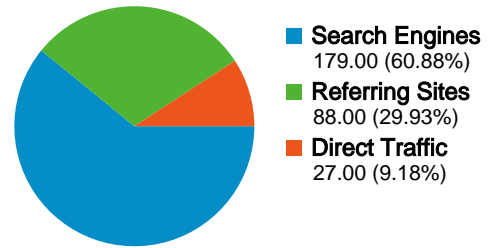


All traffic sources sent a total of 294 visits

9.18% Direct Traffic
 Previous: 4.67% (96.79%)

29.93% Referring Sites
 Previous: 42.67% (-29.85%)

60.88% Search Engines
 Previous: 52.67% (15.60%)



Top Traffic Sources

Sources	Visits	% visits
google (organic)		
Sep 1, 2008 - Sep 30, 2008	170	57.82%
Aug 1, 2008 - Aug 31, 2008	77	51.33%
% Change	120.78%	120.78%
educationleeds.co.uk (referral)		
Sep 1, 2008 - Sep 30, 2008	65	22.11%
Aug 1, 2008 - Aug 31, 2008	47	31.33%
% Change	38.30%	38.30%
(direct) ((none))		
Sep 1, 2008 - Sep 30, 2008	27	9.18%
Aug 1, 2008 - Aug 31, 2008	7	4.67%
% Change	285.71%	285.71%
yorkshireeveningpost.co.uk (referral)		
Sep 1, 2008 - Sep 30, 2008	15	5.10%
Aug 1, 2008 - Aug 31, 2008	0	0.00%
% Change	100.00%	100.00%
aol (organic)		

Keywords	Visits	% visits
leeds parent partnership		
Sep 1, 2008 - Sep 30, 2008	13	7.26%
Aug 1, 2008 - Aug 31, 2008	4	5.06%
% Change	225.00%	225.00%
parent partnership leads		
Sep 1, 2008 - Sep 30, 2008	6	3.35%
Aug 1, 2008 - Aug 31, 2008	2	2.53%
% Change	200.00%	200.00%
attendance improvement officer leads		
Sep 1, 2008 - Sep 30, 2008	3	1.68%
Aug 1, 2008 - Aug 31, 2008	0	0.00%
% Change	100.00%	100.00%
morley high school open evening		
Sep 1, 2008 - Sep 30, 2008	3	1.68%
Aug 1, 2008 - Aug 31, 2008	0	0.00%
% Change	100.00%	100.00%
abbey grange high school open day times		

Sep 1, 2008 - Sep 30, 2008	5	1.70%
Aug 1, 2008 - Aug 31, 2008	1	0.67%
% Change	400.00%	400.00%

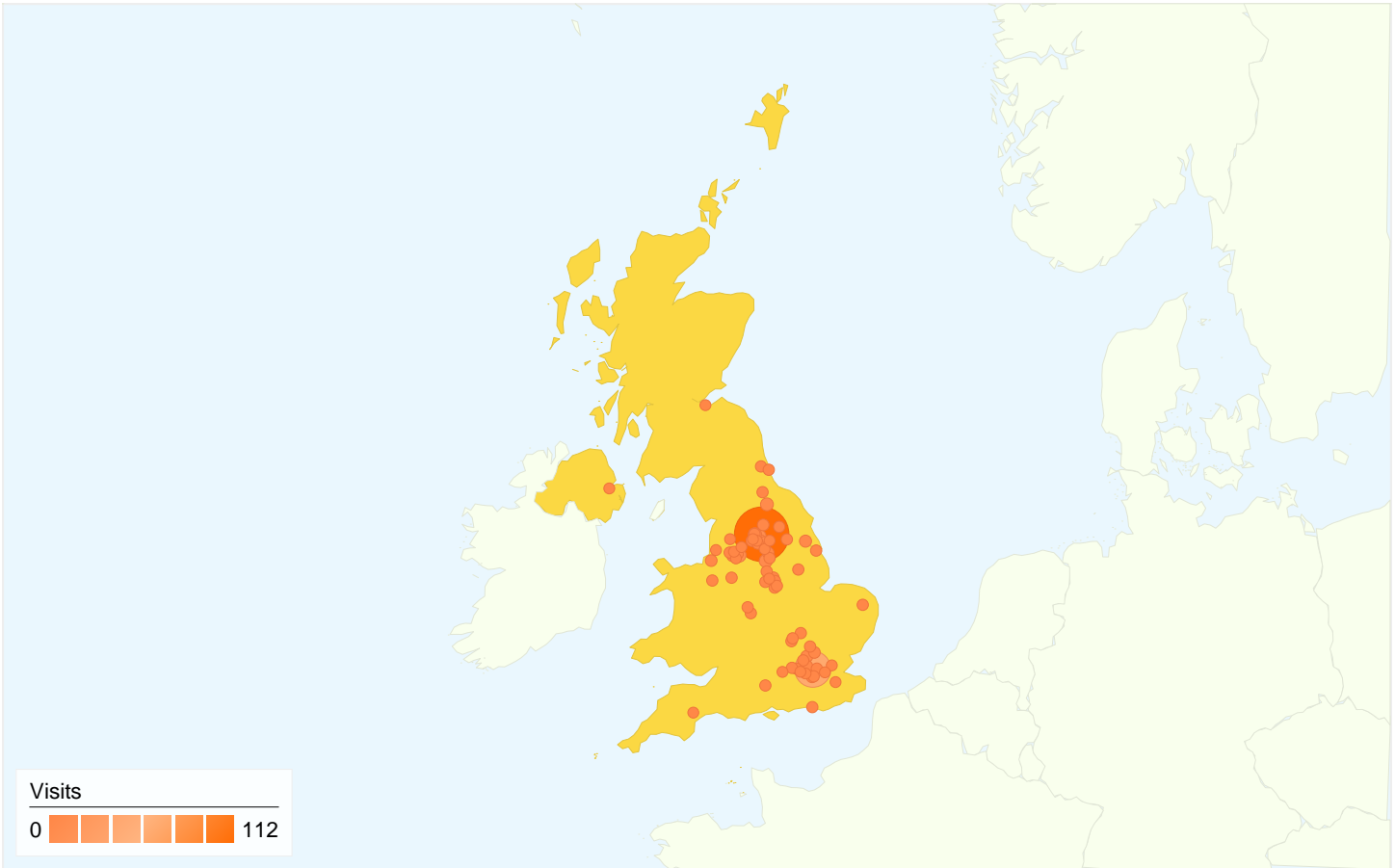
Sep 1, 2008 - Sep 30, 2008	2	1.12%
Aug 1, 2008 - Aug 31, 2008	0	0.00%
% Change	100.00%	100.00%

Country/Territory Detail:

United Kingdom

Sep 1, 2008 - Sep 30, 2008

Comparing to: Aug 1, 2008 - Aug 31, 2008



This country/territory sent 280 visits via 73 cities

Site Usage

Visits 280 Previous: 144 (94.44%)	Pages/Visit 3.04 Previous: 3.28 (-7.58%)	Avg. Time on Site 00:02:50 Previous: 00:02:53 (-1.48%)	% New Visits 82.50% Previous: 62.50% (32.00%)	Bounce Rate 48.57% Previous: 46.53% (4.39%)	
City	Visits	Pages/Visit	Avg. Time on Site	% New Visits	Bounce Rate
Leeds					
September 1, 2008 - September 30, 2008	112	3.09	00:02:29	72.32%	41.96%
August 1, 2008 - August 31, 2008	63	4.40	00:05:07	34.92%	34.92%
% Change	77.78%	-29.74%	-51.41%	107.10%	20.17%
London					
September 1, 2008 - September 30, 2008	65	3.37	00:03:04	92.31%	47.69%
August 1, 2008 - August 31, 2008	33	1.70	00:00:32	78.79%	57.58%
% Change	96.97%	98.54%	474.31%	17.16%	-17.17%
Pudsey					

September 1, 2008 - September 30, 2008	9	3.89	00:03:10	100.00%	44.44%
August 1, 2008 - August 31, 2008	1	4.00	00:00:54	100.00%	0.00%
% Change	800.00%	-2.78%	252.26%	0.00%	100.00%
Manchester					
September 1, 2008 - September 30, 2008	9	1.89	00:01:37	100.00%	66.67%
August 1, 2008 - August 31, 2008	5	3.00	00:00:34	80.00%	60.00%
% Change	80.00%	-37.04%	186.32%	25.00%	11.11%
Batley					
September 1, 2008 - September 30, 2008	6	1.50	00:00:18	100.00%	66.67%
August 1, 2008 - August 31, 2008	1	1.00	00:00:00	100.00%	100.00%
% Change	500.00%	50.00%	100.00%	0.00%	-33.33%
Sheffield					
September 1, 2008 - September 30, 2008	6	1.67	00:00:35	100.00%	50.00%
August 1, 2008 - August 31, 2008	2	2.50	00:00:47	50.00%	50.00%
% Change	200.00%	-33.33%	-25.09%	100.00%	0.00%
Shipley					
September 1, 2008 - September 30, 2008	6	1.00	00:00:00	100.00%	100.00%
August 1, 2008 - August 31, 2008	0	0.00	00:00:00	0.00%	0.00%
% Change	100.00%	100.00%	0.00%	100.00%	100.00%
Northallerton					
September 1, 2008 - September 30, 2008	5	9.20	00:30:46	40.00%	20.00%
August 1, 2008 - August 31, 2008	0	0.00	00:00:00	0.00%	0.00%
% Change	100.00%	100.00%	100.00%	100.00%	100.00%
Wakefield					
September 1, 2008 - September 30, 2008	5	3.40	00:05:07	80.00%	40.00%
August 1, 2008 - August 31, 2008	1	1.00	00:00:00	100.00%	100.00%
% Change	400.00%	240.00%	100.00%	-20.00%	-60.00%
London Colney					
September 1, 2008 - September 30, 2008	3	2.67	00:02:14	33.33%	66.67%
August 1, 2008 - August 31, 2008	0	0.00	00:00:00	0.00%	0.00%
% Change	100.00%	100.00%	100.00%	100.00%	100.00%
Hull					
September 1, 2008 - September 30, 2008	3	3.67	00:00:31	33.33%	0.00%
August 1, 2008 - August 31, 2008	1	3.00	00:00:11	100.00%	0.00%
% Change	200.00%	22.22%	178.79%	-66.67%	0.00%
Wembley					

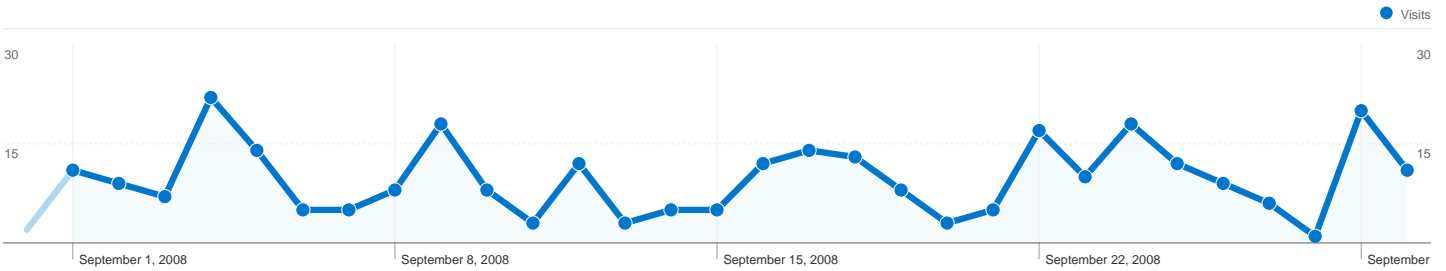
September 1, 2008 - September 30, 2008	3	4.33	00:01:40	100.00%	33.33%
August 1, 2008 - August 31, 2008	2	5.50	00:01:37	100.00%	0.00%
% Change	50.00%	-21.21%	2.75%	0.00%	100.00%
Wombwell					
September 1, 2008 - September 30, 2008	2	3.00	00:05:24	100.00%	0.00%
August 1, 2008 - August 31, 2008	1	3.00	00:00:24	100.00%	0.00%
% Change	100.00%	0.00%	1,250.00%	0.00%	0.00%
Halifax					
September 1, 2008 - September 30, 2008	2	3.00	00:00:30	50.00%	0.00%
August 1, 2008 - August 31, 2008	1	10.00	00:04:10	100.00%	0.00%
% Change	100.00%	-70.00%	-88.20%	-50.00%	0.00%
Harrogate					
September 1, 2008 - September 30, 2008	2	2.50	00:04:31	50.00%	0.00%
August 1, 2008 - August 31, 2008	0	0.00	00:00:00	0.00%	0.00%
% Change	100.00%	100.00%	100.00%	100.00%	0.00%
Birkenhead					
September 1, 2008 - September 30, 2008	2	2.50	00:00:33	100.00%	0.00%
August 1, 2008 - August 31, 2008	0	0.00	00:00:00	0.00%	0.00%
% Change	100.00%	100.00%	100.00%	100.00%	0.00%
Kirkby in Ashfield					
September 1, 2008 - September 30, 2008	2	1.00	00:00:00	50.00%	100.00%
August 1, 2008 - August 31, 2008	0	0.00	00:00:00	0.00%	0.00%
% Change	100.00%	100.00%	0.00%	100.00%	100.00%
Hertford					
September 1, 2008 - September 30, 2008	2	11.00	00:06:56	50.00%	0.00%
August 1, 2008 - August 31, 2008	0	0.00	00:00:00	0.00%	0.00%
% Change	100.00%	100.00%	100.00%	100.00%	0.00%
Hucknall					
September 1, 2008 - September 30, 2008	1	5.00	00:01:01	100.00%	0.00%
August 1, 2008 - August 31, 2008	0	0.00	00:00:00	0.00%	0.00%
% Change	100.00%	100.00%	100.00%	100.00%	0.00%
Cleethorpes					
September 1, 2008 - September 30, 2008	1	2.00	00:00:06	100.00%	0.00%
August 1, 2008 - August 31, 2008	0	0.00	00:00:00	0.00%	0.00%
% Change	100.00%	100.00%	100.00%	100.00%	0.00%
Howden					

September 1, 2008 - September 30, 2008	1	1.00	00:00:00	100.00%	100.00%
August 1, 2008 - August 31, 2008	0	0.00	00:00:00	0.00%	0.00%
% Change	100.00%	100.00%	0.00%	100.00%	100.00%
York					
September 1, 2008 - September 30, 2008	1	1.00	00:00:00	100.00%	100.00%
August 1, 2008 - August 31, 2008	0	0.00	00:00:00	0.00%	0.00%
% Change	100.00%	100.00%	0.00%	100.00%	100.00%
Norwich					
September 1, 2008 - September 30, 2008	1	1.00	00:00:00	100.00%	100.00%
August 1, 2008 - August 31, 2008	0	0.00	00:00:00	0.00%	0.00%
% Change	100.00%	100.00%	0.00%	100.00%	100.00%
Gateshead					
September 1, 2008 - September 30, 2008	1	1.00	00:00:00	100.00%	100.00%
August 1, 2008 - August 31, 2008	1	1.00	00:00:00	100.00%	100.00%
% Change	0.00%	0.00%	0.00%	0.00%	0.00%
Wallington					
September 1, 2008 - September 30, 2008	1	2.00	00:00:10	100.00%	0.00%
August 1, 2008 - August 31, 2008	0	0.00	00:00:00	0.00%	0.00%
% Change	100.00%	100.00%	100.00%	100.00%	0.00%
1 - 25 of 73					

All Traffic Sources

Sep 1, 2008 - Sep 30, 2008

Comparing to: Aug 1, 2008 - Aug 31, 2008



All traffic sources sent 294 visits via 18 sources and mediums

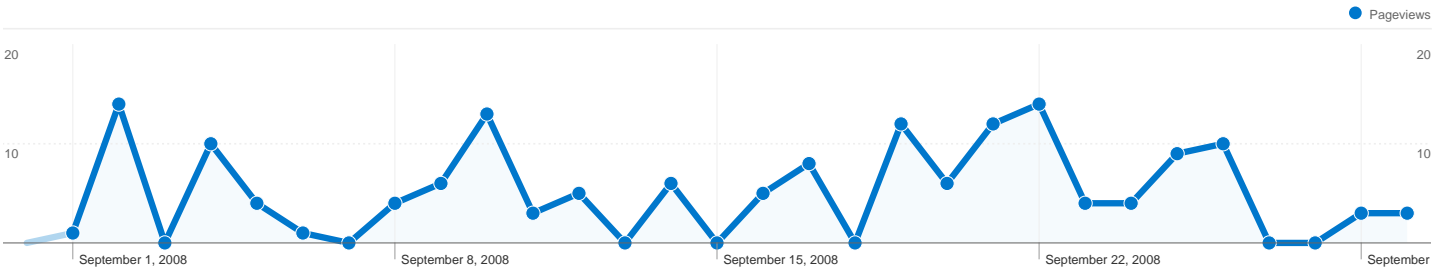
Site Usage

Source/Medium	Visits	Pages/Visit	Avg. Time on Site	% New Visits	Bounce Rate
Summary					
Visits 294 Previous: 150 (96.00%)	Pages/Visit 2.94 Previous: 3.21 (-8.35%)	Avg. Time on Site 00:02:42 Previous: 00:02:48 (-3.25%)	% New Visits 83.33% Previous: 64.00% (30.21%)	Bounce Rate 51.02% Previous: 47.33% (7.79%)	
Source/Medium	Visits	Pages/Visit	Avg. Time on Site	% New Visits	Bounce Rate
google / organic					
September 1, 2008 - September 30, 2008	170	2.21	00:01:37	88.24%	63.53%
August 1, 2008 - August 31, 2008	77	2.29	00:01:34	85.71%	61.04%
% Change	120.78%	-3.49%	3.71%	2.94%	4.08%
educationleeds.co.uk / referral					
September 1, 2008 - September 30, 2008	65	4.82	00:05:03	67.69%	24.62%
August 1, 2008 - August 31, 2008	47	4.79	00:05:22	36.17%	19.15%
% Change	38.30%	0.59%	-5.87%	87.15%	28.55%
(direct) / (none)					
September 1, 2008 - September 30, 2008	27	3.30	00:05:30	96.30%	40.74%
August 1, 2008 - August 31, 2008	7	2.00	00:00:23	57.14%	71.43%
% Change	285.71%	64.81%	1,334.62%	68.52%	-42.96%
yorkshireeveningpost.co.uk / referral					
September 1, 2008 - September 30, 2008	15	2.47	00:00:30	93.33%	53.33%
August 1, 2008 - August 31, 2008	0	0.00	00:00:00	0.00%	0.00%
% Change	100.00%	100.00%	100.00%	100.00%	100.00%
aol / organic					
September 1, 2008 - September 30, 2008	5	2.20	00:01:01	80.00%	60.00%
August 1, 2008 - August 31, 2008	1	3.00	00:01:17	100.00%	0.00%
% Change	400.00%	-26.67%	-20.52%	-20.00%	100.00%
leedscommunities.org / referral					
September 1, 2008 - September 30, 2008	5	2.40	00:00:42	0.00%	20.00%

August 1, 2008 - August 31, 2008	12	4.08	00:03:11	16.67%	41.67%
% Change	-58.33%	-41.22%	-78.01%	-100.00%	-52.00%
ask / organic					
September 1, 2008 - September 30, 2008	1	1.00	00:00:00	100.00%	100.00%
August 1, 2008 - August 31, 2008	0	0.00	00:00:00	0.00%	0.00%
% Change	100.00%	100.00%	0.00%	100.00%	100.00%
everclick.com / referral					
September 1, 2008 - September 30, 2008	1	5.00	00:21:00	100.00%	0.00%
August 1, 2008 - August 31, 2008	0	0.00	00:00:00	0.00%	0.00%
% Change	100.00%	100.00%	100.00%	100.00%	0.00%
google.co.uk / referral					
September 1, 2008 - September 30, 2008	1	1.00	00:00:00	100.00%	100.00%
August 1, 2008 - August 31, 2008	0	0.00	00:00:00	0.00%	0.00%
% Change	100.00%	100.00%	0.00%	100.00%	100.00%
images.google.com.my / referral					
September 1, 2008 - September 30, 2008	1	1.00	00:00:00	100.00%	100.00%
August 1, 2008 - August 31, 2008	0	0.00	00:00:00	0.00%	0.00%
% Change	100.00%	100.00%	0.00%	100.00%	100.00%
msn / organic					
September 1, 2008 - September 30, 2008	1	2.00	00:00:38	100.00%	0.00%
August 1, 2008 - August 31, 2008	0	0.00	00:00:00	0.00%	0.00%
% Change	100.00%	100.00%	100.00%	100.00%	0.00%
search / organic					
September 1, 2008 - September 30, 2008	1	11.00	00:04:00	100.00%	0.00%
August 1, 2008 - August 31, 2008	0	0.00	00:00:00	0.00%	0.00%
% Change	100.00%	100.00%	100.00%	100.00%	0.00%
yahoo / organic					
September 1, 2008 - September 30, 2008	1	6.00	00:00:46	100.00%	0.00%
August 1, 2008 - August 31, 2008	0	0.00	00:00:00	0.00%	0.00%
% Change	100.00%	100.00%	100.00%	100.00%	0.00%
google.btopenworld.com / referral					
September 1, 2008 - September 30, 2008	0	0.00	00:00:00	0.00%	0.00%
August 1, 2008 - August 31, 2008	1	1.00	00:00:00	100.00%	100.00%
% Change	-100.00%	-100.00%	0.00%	-100.00%	-100.00%
images.google.com / referral					
September 1, 2008 - September 30, 2008	0	0.00	00:00:00	0.00%	0.00%

August 1, 2008 - August 31, 2008	2	1.00	00:00:00	100.00%	100.00%
% Change	-100.00%	-100.00%	0.00%	-100.00%	-100.00%
live / organic					
September 1, 2008 - September 30, 2008	0	0.00	00:00:00	0.00%	0.00%
August 1, 2008 - August 31, 2008	1	1.00	00:00:00	100.00%	100.00%
% Change	-100.00%	-100.00%	0.00%	-100.00%	-100.00%
search.myway.com / referral					
September 1, 2008 - September 30, 2008	0	0.00	00:00:00	0.00%	0.00%
August 1, 2008 - August 31, 2008	1	9.00	00:04:40	100.00%	0.00%
% Change	-100.00%	-100.00%	-100.00%	-100.00%	0.00%
tiscali.co.uk / referral					
September 1, 2008 - September 30, 2008	0	0.00	00:00:00	0.00%	0.00%
August 1, 2008 - August 31, 2008	1	1.00	00:00:00	100.00%	100.00%
% Change	-100.00%	-100.00%	0.00%	-100.00%	-100.00%

1 - 18 of 18



This page was viewed 157 times via 19 keywords

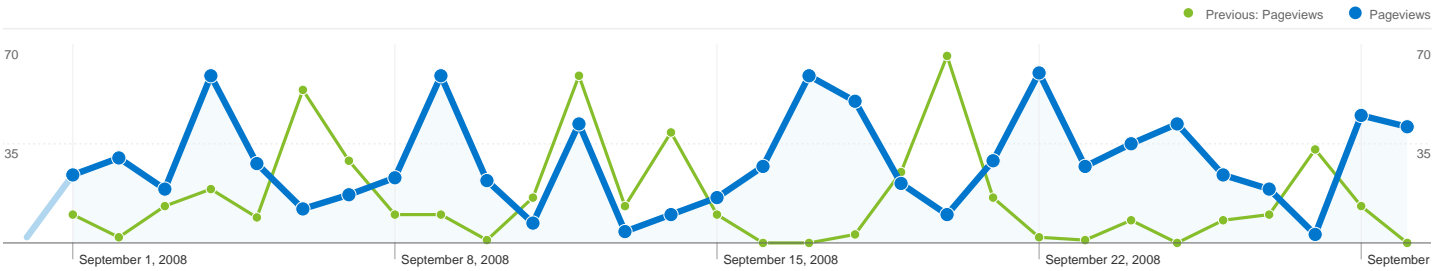
Content Performance

Pageviews 157 Previous: 61 (157.38%)	Unique Pageviews 123 Previous: 42 (192.86%)	Time on Page 00:00:57 Previous: 00:01:36 (-40.60%)	Bounce Rate 20.00% Previous: 35.71% (-44.00%)	% Exit 22.93% Previous: 22.95% (-0.09%)	\$ Index \$0.00 Previous: \$0.00 (0.00%)	
Keyword	Pageviews	Unique Pageviews	Time on Page	Bounce Rate	% Exit	\$ Index
leeds parent partnership						
September 1, 2008 - September 30, 2008	56	41	00:01:29	9.09%	19.64%	\$0.00
August 1, 2008 - August 31, 2008	25	16	00:02:06	25.00%	16.00%	\$0.00
% Change	124.00%	156.25%	-28.84%	-63.64%	22.77%	0.00%
parent partnership leads						
September 1, 2008 - September 30, 2008	23	18	00:00:31	50.00%	26.09%	\$0.00
August 1, 2008 - August 31, 2008	3	2	00:00:12	0.00%	33.33%	\$0.00
% Change	666.67%	800.00%	165.47%	100.00%	-21.74%	0.00%
www.leedsparentpartnership.co.uk						
September 1, 2008 - September 30, 2008	14	12	00:00:29	0.00%	14.29%	\$0.00
August 1, 2008 - August 31, 2008	0	0	00:00:00	0.00%	0.00%	\$0.00
% Change	100.00%	100.00%	100.00%	0.00%	100.00%	0.00%
parent partnership						
September 1, 2008 - September 30, 2008	13	11	00:00:21	0.00%	15.38%	\$0.00
August 1, 2008 - August 31, 2008	8	6	00:00:17	75.00%	50.00%	\$0.00
% Change	62.50%	83.33%	27.54%	-100.00%	-69.23%	0.00%
leeds parent partneship						
September 1, 2008 - September 30, 2008	10	9	00:00:33	0.00%	10.00%	\$0.00
August 1, 2008 - August 31, 2008	0	0	00:00:00	0.00%	0.00%	\$0.00
% Change	100.00%	100.00%	100.00%	0.00%	100.00%	0.00%
parent partnership service leads						

September 1, 2008 - September 30, 2008	10	7	00:00:27	50.00%	20.00%	\$0.00
August 1, 2008 - August 31, 2008	5	5	00:00:18	50.00%	40.00%	\$0.00
% Change	100.00%	40.00%	51.39%	0.00%	-50.00%	0.00%
parent partnership service						
September 1, 2008 - September 30, 2008	5	3	00:00:26	0.00%	20.00%	\$0.00
August 1, 2008 - August 31, 2008	0	0	00:00:00	0.00%	0.00%	\$0.00
% Change	100.00%	100.00%	100.00%	0.00%	100.00%	0.00%
parent partnership services - leads						
September 1, 2008 - September 30, 2008	5	3	00:00:15	0.00%	20.00%	\$0.00
August 1, 2008 - August 31, 2008	0	0	00:00:00	0.00%	0.00%	\$0.00
% Change	100.00%	100.00%	100.00%	0.00%	100.00%	0.00%
leedsparentpartnership						
September 1, 2008 - September 30, 2008	4	4	00:01:41	0.00%	25.00%	\$0.00
August 1, 2008 - August 31, 2008	0	0	00:00:00	0.00%	0.00%	\$0.00
% Change	100.00%	100.00%	100.00%	0.00%	100.00%	0.00%
leeds parent partnership service						
September 1, 2008 - September 30, 2008	3	3	00:00:16	0.00%	33.33%	\$0.00
August 1, 2008 - August 31, 2008	2	2	00:00:05	0.00%	50.00%	\$0.00
% Change	50.00%	50.00%	220.00%	0.00%	-33.33%	0.00%
leedsparentpartnership.co.uk						
September 1, 2008 - September 30, 2008	3	3	00:00:35	50.00%	66.67%	\$0.00
August 1, 2008 - August 31, 2008	7	7	00:01:59	0.00%	14.29%	\$0.00
% Change	-57.14%	-57.14%	-70.67%	100.00%	366.67%	0.00%
leeds parent partnerships						
September 1, 2008 - September 30, 2008	2	2	00:00:11	0.00%	50.00%	\$0.00
August 1, 2008 - August 31, 2008	0	0	00:00:00	0.00%	0.00%	\$0.00
% Change	100.00%	100.00%	100.00%	0.00%	100.00%	0.00%
leeds parents partnership						
September 1, 2008 - September 30, 2008	2	1	00:08:31	0.00%	50.00%	\$0.00
August 1, 2008 - August 31, 2008	0	0	00:00:00	0.00%	0.00%	\$0.00
% Change	100.00%	100.00%	100.00%	0.00%	100.00%	0.00%
parent partnership leads						
September 1, 2008 - September 30, 2008	2	2	00:00:38	0.00%	50.00%	\$0.00
August 1, 2008 - August 31, 2008	0	0	00:00:00	0.00%	0.00%	\$0.00
% Change	100.00%	100.00%	100.00%	0.00%	100.00%	0.00%
parent website						

September 1, 2008 - September 30, 2008	2	2	00:00:13	0.00%	50.00%	\$0.00
August 1, 2008 - August 31, 2008	0	0	00:00:00	0.00%	0.00%	\$0.00
% Change	100.00%	100.00%	100.00%	0.00%	100.00%	0.00%
www.leedsparentpartnership.co.uk.						
September 1, 2008 - September 30, 2008	2	1	00:01:53	0.00%	50.00%	\$0.00
August 1, 2008 - August 31, 2008	0	0	00:00:00	0.00%	0.00%	\$0.00
% Change	100.00%	100.00%	100.00%	0.00%	100.00%	0.00%
parenting advice leeds						
September 1, 2008 - September 30, 2008	1	1	00:00:00	100.00%	100.00%	\$0.00
August 1, 2008 - August 31, 2008	0	0	00:00:00	0.00%	0.00%	\$0.00
% Change	100.00%	100.00%	0.00%	100.00%	100.00%	0.00%
parent partnership service links with the lea						
September 1, 2008 - September 30, 2008	0	0	00:00:00	0.00%	0.00%	\$0.00
August 1, 2008 - August 31, 2008	9	3	00:01:48	0.00%	0.00%	\$0.00
% Change	-100.00%	-100.00%	-100.00%	0.00%	0.00%	0.00%
parent partnership services terms of reference						
September 1, 2008 - September 30, 2008	0	0	00:00:00	0.00%	0.00%	\$0.00
August 1, 2008 - August 31, 2008	2	1	00:00:09	0.00%	50.00%	\$0.00
% Change	-100.00%	-100.00%	-100.00%	0.00%	-100.00%	0.00%


1 - 19 of 19



Pages on this site were viewed a total of 864 times

 **864 Pageviews**

Previous: 481 (79.63%)

 **622 Unique Views**

Previous: 321 (93.77%)

 **51.02% Bounce Rate**

Previous: 47.33% (7.79%)

Top Content

Pages	Pageviews	% Pageviews
/		
Sep 1, 2008 - Sep 30, 2008	211	24.42%
Aug 1, 2008 - Aug 31, 2008	101	21.00%
% Change	108.91%	108.91%
/advice-information/choice-advice-service/		
Sep 1, 2008 - Sep 30, 2008	87	10.07%
Aug 1, 2008 - Aug 31, 2008	43	8.94%
% Change	102.33%	102.33%
/staff		
Sep 1, 2008 - Sep 30, 2008	78	9.03%
Aug 1, 2008 - Aug 31, 2008	28	5.82%
% Change	178.57%	178.57%
/jargon-buster/		
Sep 1, 2008 - Sep 30, 2008	76	8.80%
Aug 1, 2008 - Aug 31, 2008	34	7.07%
% Change	123.53%	123.53%
/links/		

Sep 1, 2008 - Sep 30, 2008	60	6.94%
Aug 1, 2008 - Aug 31, 2008	23	4.78%
% Change	160.87%	160.87%