

## Site Usage

**265 Visits**

Previous: 294 (-9.86%)

**52.83% Bounce Rate**

Previous: 51.02% (3.55%)

**744 Pageviews**

Previous: 864 (-13.89%)

**00:02:18 Avg. Time on Site**

Previous: 00:02:42 (-14.79%)

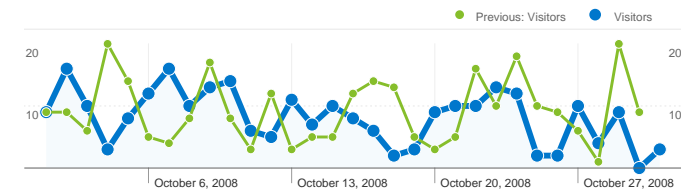
**2.81 Pages/Visit**

Previous: 2.94 (-4.47%)

**79.62% % New Visits**

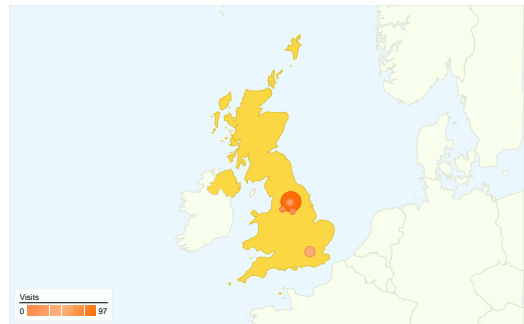
Previous: 83.33% (-4.45%)

## Visitors Overview

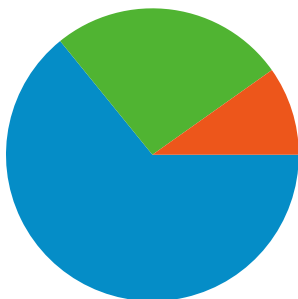


**Visitors**  
**232**

## Map Overlay GB



## Traffic Sources Overview

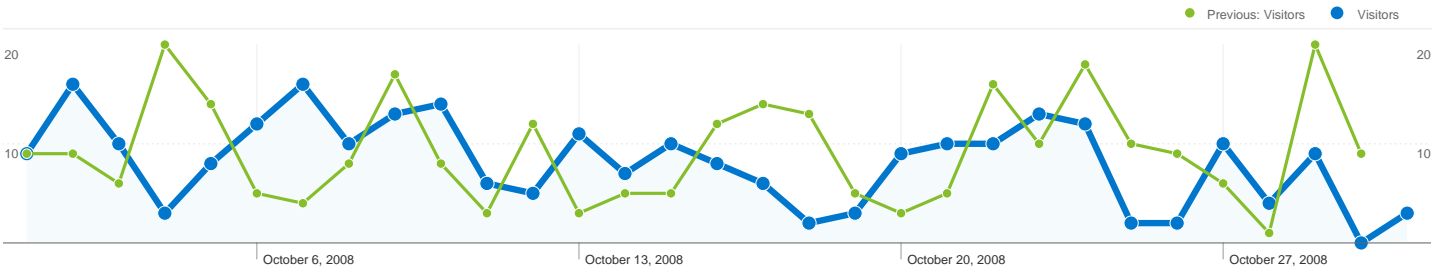


- **Search Engines**  
170.00 (64.15%)
- **Referring Sites**  
69.00 (26.04%)
- **Direct Traffic**  
26.00 (9.81%)

Entrance Keywords: /		
Keyword	Pageviews	% visits
leeds parent partnership		
Oct 1, 2008 - Oct 31, 2008	67	37.85%
Sep 1, 2008 - Sep 30, 2008	56	35.67%
% Change	19.64%	19.64%
parent partnership leeds		
Oct 1, 2008 - Oct 31, 2008	26	14.69%
Sep 1, 2008 - Sep 30, 2008	23	14.65%
% Change	13.04%	13.04%
leeds parent partnership service		
Oct 1, 2008 - Oct 31, 2008	14	7.91%
Sep 1, 2008 - Sep 30, 2008	3	1.91%
% Change	366.67%	366.67%
parent partnership - leeds		
Oct 1, 2008 - Oct 31, 2008	14	7.91%
Sep 1, 2008 - Sep 30, 2008	0	0.00%
% Change	100.00%	100.00%
parent partnership service leeds		
Oct 1, 2008 - Oct 31, 2008	10	5.65%
Sep 1, 2008 - Sep 30, 2008	10	6.37%
% Change	0.00%	0.00%

All Traffic Sources		
Source/Medium	Visits	% visits
google / organic		
Oct 1, 2008 - Oct 31, 2008	160	60.38%
Sep 1, 2008 - Sep 30, 2008	170	57.82%
% Change	-5.88%	-5.88%
educationleeds.co.uk / referral		
Oct 1, 2008 - Oct 31, 2008	49	18.49%
Sep 1, 2008 - Sep 30, 2008	65	22.11%
% Change	-24.62%	-24.62%
(direct) / (none)		
Oct 1, 2008 - Oct 31, 2008	26	9.81%
Sep 1, 2008 - Sep 30, 2008	27	9.18%
% Change	-3.70%	-3.70%
kerrmackie.leeds.sch.uk / referral		
Oct 1, 2008 - Oct 31, 2008	6	2.26%
Sep 1, 2008 - Sep 30, 2008	0	0.00%
% Change	100.00%	100.00%
autismdirectory.org.uk / referral		
Oct 1, 2008 - Oct 31, 2008	4	1.51%
Sep 1, 2008 - Sep 30, 2008	0	0.00%
% Change	100.00%	100.00%

Content Overview		
Pages	Pageviews	% Pageviews
/		
Oct 1, 2008 - Oct 31, 2008	179	24.06%
Sep 1, 2008 - Sep 30, 2008	211	24.42%
% Change	-15.17%	-15.17%
/staff		
Oct 1, 2008 - Oct 31, 2008	77	10.35%
Sep 1, 2008 - Sep 30, 2008	78	9.03%
% Change	-1.28%	-1.28%
/advice-information/special-educational-needs/		
Oct 1, 2008 - Oct 31, 2008	57	7.66%
Sep 1, 2008 - Sep 30, 2008	60	6.94%
% Change	-5.00%	-5.00%
/advice-information/choice-advice-service/		
Oct 1, 2008 - Oct 31, 2008	55	7.39%
Sep 1, 2008 - Sep 30, 2008	87	10.07%
% Change	-36.78%	-36.78%
/jargon-buster/		
Oct 1, 2008 - Oct 31, 2008	51	6.85%
Sep 1, 2008 - Sep 30, 2008	76	8.80%
% Change	-32.89%	-32.89%



## 232 people visited this site

### 265 Visits

Previous: 294 (-9.86%)

### 232 Absolute Unique Visitors

Previous: 265 (-12.45%)

### 744 Pageviews

Previous: 864 (-13.89%)

### 2.81 Average Pageviews

Previous: 2.94 (-4.47%)

### 00:02:18 Time on Site

Previous: 00:02:42 (-14.79%)

### 52.83% Bounce Rate

Previous: 51.02% (3.55%)

### 79.62% New Visits

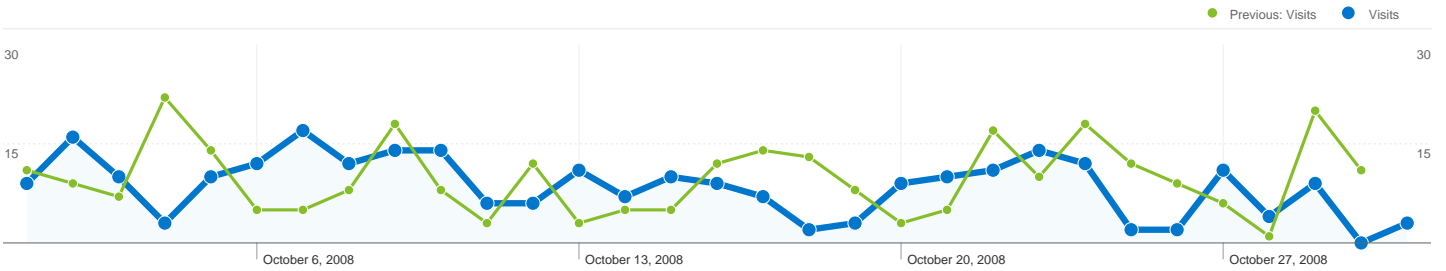
Previous: 83.33% (-4.45%)

## Technical Profile




Browser	Visits	% visits	Connection Speed	Visits	% visits
Internet Explorer			DSL		
Oct 1, 2008 - Oct 31, 2008	219	82.64%	Oct 1, 2008 - Oct 31, 2008	101	38.11%
Sep 1, 2008 - Sep 30, 2008	258	87.76%	Sep 1, 2008 - Sep 30, 2008	97	32.99%
% Change	-15.12%	-15.12%	% Change	4.12%	4.12%
Firefox			Unknown		
Oct 1, 2008 - Oct 31, 2008	31	11.70%	Oct 1, 2008 - Oct 31, 2008	79	29.81%
Sep 1, 2008 - Sep 30, 2008	27	9.18%	Sep 1, 2008 - Sep 30, 2008	106	36.05%
% Change	14.81%	14.81%	% Change	-25.47%	-25.47%

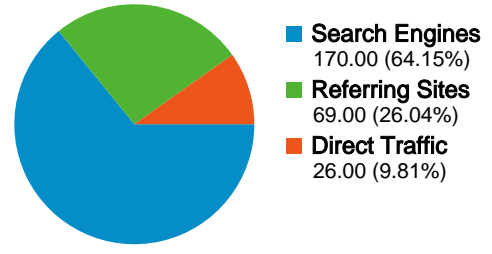
Safari		
Oct 1, 2008 - Oct 31, 2008	11	4.15%
Sep 1, 2008 - Sep 30, 2008	7	2.38%
% Change	57.14%	57.14%
Chrome		
Oct 1, 2008 - Oct 31, 2008	2	0.75%
Sep 1, 2008 - Sep 30, 2008	1	0.34%
% Change	100.00%	100.00%
Netscape		
Oct 1, 2008 - Oct 31, 2008	1	0.38%
Sep 1, 2008 - Sep 30, 2008	0	0.00%
% Change	100.00%	100.00%

Cable		
Oct 1, 2008 - Oct 31, 2008	63	23.77%
Sep 1, 2008 - Sep 30, 2008	61	20.75%
% Change	3.28%	3.28%
T1		
Oct 1, 2008 - Oct 31, 2008	17	6.42%
Sep 1, 2008 - Sep 30, 2008	20	6.80%
% Change	-15.00%	-15.00%
OC3		
Oct 1, 2008 - Oct 31, 2008	3	1.13%
Sep 1, 2008 - Sep 30, 2008	5	1.70%
% Change	-40.00%	-40.00%



**All traffic sources sent a total of 265 visits**

-  **9.81% Direct Traffic**  
 Previous: 9.18% (6.83%)
-  **26.04% Referring Sites**  
 Previous: 29.93% (-13.01%)
-  **64.15% Search Engines**  
 Previous: 60.88% (5.37%)



**Top Traffic Sources**

Sources	Visits	% visits
google (organic)		
Oct 1, 2008 - Oct 31, 2008	160	60.38%
Sep 1, 2008 - Sep 30, 2008	170	57.82%
% Change	-5.88%	-5.88%
educationleeds.co.uk (referral)		
Oct 1, 2008 - Oct 31, 2008	49	18.49%
Sep 1, 2008 - Sep 30, 2008	65	22.11%
% Change	-24.62%	-24.62%
(direct) ((none))		
Oct 1, 2008 - Oct 31, 2008	26	9.81%
Sep 1, 2008 - Sep 30, 2008	27	9.18%
% Change	-3.70%	-3.70%
kerrmackie.leeds.sch.uk (referral)		
Oct 1, 2008 - Oct 31, 2008	6	2.26%
Sep 1, 2008 - Sep 30, 2008	0	0.00%
% Change	100.00%	100.00%
autismdirectory.org.uk (referral)		

Keywords	Visits	% visits
leeds parent partnership		
Oct 1, 2008 - Oct 31, 2008	13	7.65%
Sep 1, 2008 - Sep 30, 2008	13	7.26%
% Change	0.00%	0.00%
parent partnership leads		
Oct 1, 2008 - Oct 31, 2008	6	3.53%
Sep 1, 2008 - Sep 30, 2008	6	3.35%
% Change	0.00%	0.00%
parent partnership in leeds		
Oct 1, 2008 - Oct 31, 2008	4	2.35%
Sep 1, 2008 - Sep 30, 2008	0	0.00%
% Change	100.00%	100.00%
allerton high open evening		
Oct 1, 2008 - Oct 31, 2008	3	1.76%
Sep 1, 2008 - Sep 30, 2008	0	0.00%
% Change	100.00%	100.00%
leeds parent partnership service		

Oct 1, 2008 - Oct 31, 2008	4	1.51%
Sep 1, 2008 - Sep 30, 2008	0	0.00%
% Change	100.00%	100.00%

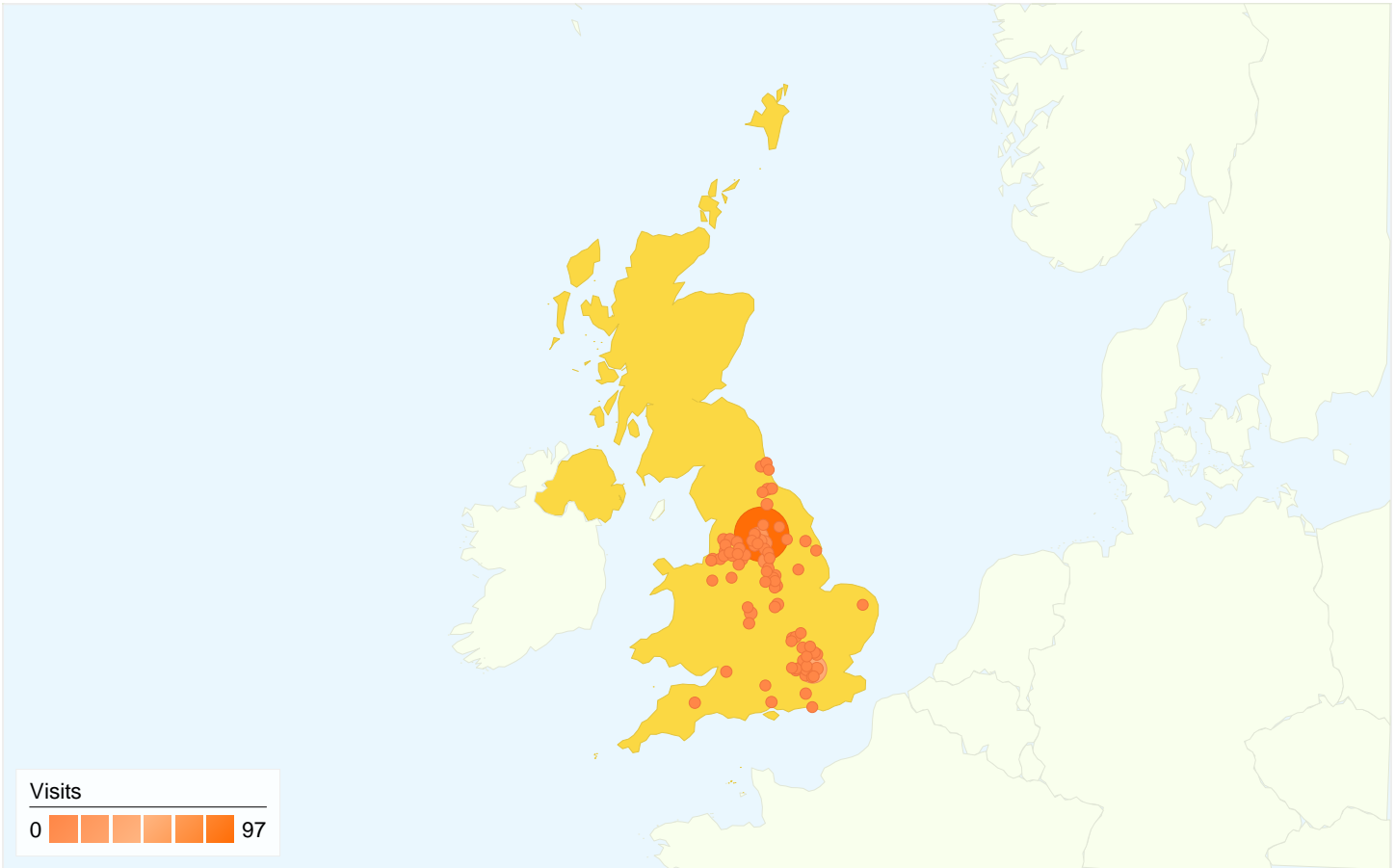
Oct 1, 2008 - Oct 31, 2008	3	1.76%
Sep 1, 2008 - Sep 30, 2008	1	0.56%
% Change	200.00%	200.00%

# Country/Territory Detail:

United Kingdom

Oct 1, 2008 - Oct 31, 2008

Comparing to: Sep 1, 2008 - Sep 30, 2008



This country/territory sent 251 visits via 87 cities

Site Usage

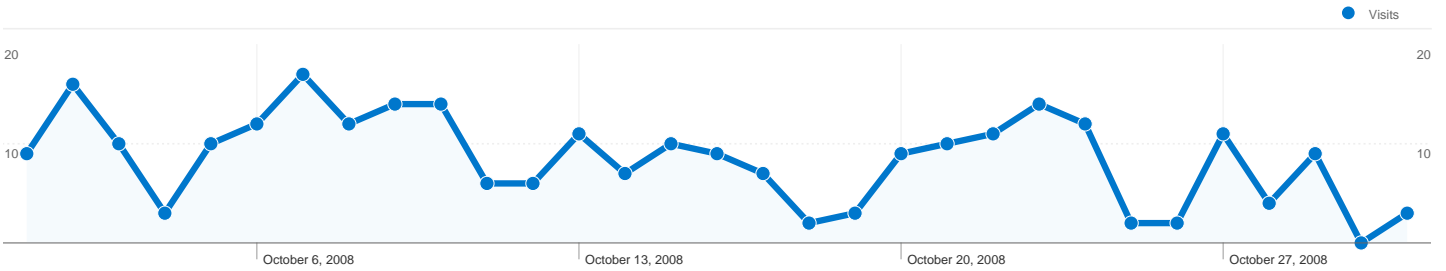
Visits	Pages/Visit	Avg. Time on Site	% New Visits	Bounce Rate	
<b>251</b> Previous: 280 (-10.36%)	<b>2.87</b> Previous: 3.04 (-5.38%)	<b>00:02:25</b> Previous: 00:02:50 (-14.65%)	<b>80.48%</b> Previous: 82.50% (-2.45%)	<b>51.39%</b> Previous: 48.57% (5.81%)	
City	Visits	Pages/Visit	Avg. Time on Site	% New Visits	Bounce Rate
<b>Leeds</b>					
October 1, 2008 - October 31, 2008	<b>97</b>	3.38	00:02:42	74.23%	45.36%
September 1, 2008 - September 30, 2008	<b>112</b>	3.09	00:02:29	72.32%	41.96%
% Change	<b>-13.39%</b>	9.46%	9.05%	2.63%	8.09%
<b>London</b>					
October 1, 2008 - October 31, 2008	<b>38</b>	2.53	00:01:17	86.84%	52.63%
September 1, 2008 - September 30, 2008	<b>65</b>	3.37	00:03:04	92.31%	47.69%
% Change	<b>-41.54%</b>	-25.02%	-58.07%	-5.92%	10.36%
<b>Pudsey</b>					

October 1, 2008 - October 31, 2008	18	2.06	00:01:02	94.44%	72.22%
September 1, 2008 - September 30, 2008	9	3.89	00:03:10	100.00%	44.44%
% Change	100.00%	-47.14%	-67.17%	-5.56%	62.50%
<b>Manchester</b>					
October 1, 2008 - October 31, 2008	10	3.50	00:02:07	100.00%	30.00%
September 1, 2008 - September 30, 2008	9	1.89	00:01:37	100.00%	66.67%
% Change	11.11%	85.29%	31.02%	0.00%	-55.00%
<b>Sheffield</b>					
October 1, 2008 - October 31, 2008	10	3.10	00:03:04	100.00%	60.00%
September 1, 2008 - September 30, 2008	6	1.67	00:00:35	100.00%	50.00%
% Change	66.67%	86.00%	429.09%	0.00%	20.00%
<b>Wakefield</b>					
October 1, 2008 - October 31, 2008	9	2.78	00:01:50	33.33%	22.22%
September 1, 2008 - September 30, 2008	5	3.40	00:05:07	80.00%	40.00%
% Change	80.00%	-18.30%	-64.02%	-58.33%	-44.44%
<b>Batley</b>					
October 1, 2008 - October 31, 2008	7	4.29	00:09:23	57.14%	42.86%
September 1, 2008 - September 30, 2008	6	1.50	00:00:18	100.00%	66.67%
% Change	16.67%	185.71%	3,057.81%	-42.86%	-35.71%
<b>Birmingham</b>					
October 1, 2008 - October 31, 2008	4	2.75	00:04:45	100.00%	50.00%
September 1, 2008 - September 30, 2008	1	1.00	00:00:00	100.00%	100.00%
% Change	300.00%	175.00%	100.00%	0.00%	-50.00%
<b>Poplar</b>					
October 1, 2008 - October 31, 2008	4	1.50	00:01:52	100.00%	75.00%
September 1, 2008 - September 30, 2008	1	9.00	00:03:38	100.00%	0.00%
% Change	300.00%	-83.33%	-48.62%	0.00%	100.00%
<b>Milton Keynes</b>					
October 1, 2008 - October 31, 2008	3	4.33	00:09:19	66.67%	33.33%
September 1, 2008 - September 30, 2008	1	1.00	00:00:00	100.00%	100.00%
% Change	200.00%	333.33%	100.00%	-33.33%	-66.67%
<b>Leicester</b>					
October 1, 2008 - October 31, 2008	3	3.67	00:09:44	66.67%	0.00%
September 1, 2008 - September 30, 2008	0	0.00	00:00:00	0.00%	0.00%
% Change	100.00%	100.00%	100.00%	100.00%	0.00%
<b>Walton-le-Dale</b>					

October 1, 2008 - October 31, 2008	2	2.00	00:00:21	50.00%	50.00%
September 1, 2008 - September 30, 2008	0	0.00	00:00:00	0.00%	0.00%
% Change	100.00%	100.00%	100.00%	100.00%	100.00%
<b>Huddersfield</b>					
October 1, 2008 - October 31, 2008	2	3.50	00:01:37	100.00%	50.00%
September 1, 2008 - September 30, 2008	0	0.00	00:00:00	0.00%	0.00%
% Change	100.00%	100.00%	100.00%	100.00%	100.00%
<b>Northallerton</b>					
October 1, 2008 - October 31, 2008	2	3.50	00:00:28	100.00%	50.00%
September 1, 2008 - September 30, 2008	5	9.20	00:30:46	40.00%	20.00%
% Change	-60.00%	-61.96%	-98.51%	150.00%	150.00%
<b>Mansfield</b>					
October 1, 2008 - October 31, 2008	2	3.00	00:00:59	50.00%	50.00%
September 1, 2008 - September 30, 2008	0	0.00	00:00:00	0.00%	0.00%
% Change	100.00%	100.00%	100.00%	100.00%	100.00%
<b>Hoddesdon</b>					
October 1, 2008 - October 31, 2008	2	1.00	00:00:00	50.00%	100.00%
September 1, 2008 - September 30, 2008	0	0.00	00:00:00	0.00%	0.00%
% Change	100.00%	100.00%	0.00%	100.00%	100.00%
<b>Stockport</b>					
October 1, 2008 - October 31, 2008	2	1.00	00:00:00	100.00%	100.00%
September 1, 2008 - September 30, 2008	0	0.00	00:00:00	0.00%	0.00%
% Change	100.00%	100.00%	0.00%	100.00%	100.00%
<b>Stockton-on-Tees</b>					
October 1, 2008 - October 31, 2008	2	1.50	00:00:21	100.00%	50.00%
September 1, 2008 - September 30, 2008	0	0.00	00:00:00	0.00%	0.00%
% Change	100.00%	100.00%	100.00%	100.00%	100.00%
<b>Liverpool</b>					
October 1, 2008 - October 31, 2008	2	8.50	00:16:33	100.00%	0.00%
September 1, 2008 - September 30, 2008	0	0.00	00:00:00	0.00%	0.00%
% Change	100.00%	100.00%	100.00%	100.00%	0.00%
<b>Bristol</b>					
October 1, 2008 - October 31, 2008	1	1.00	00:00:00	100.00%	100.00%
September 1, 2008 - September 30, 2008	0	0.00	00:00:00	0.00%	0.00%
% Change	100.00%	100.00%	0.00%	100.00%	100.00%
<b>Barnsley</b>					

October 1, 2008 - October 31, 2008	1	1.00	00:00:00	100.00%	100.00%
September 1, 2008 - September 30, 2008	0	0.00	00:00:00	0.00%	0.00%
% Change	100.00%	100.00%	0.00%	100.00%	100.00%
<b>Redditch</b>					
October 1, 2008 - October 31, 2008	1	1.00	00:00:00	100.00%	100.00%
September 1, 2008 - September 30, 2008	0	0.00	00:00:00	0.00%	0.00%
% Change	100.00%	100.00%	0.00%	100.00%	100.00%
<b>Stalybridge</b>					
October 1, 2008 - October 31, 2008	1	7.00	00:01:19	100.00%	0.00%
September 1, 2008 - September 30, 2008	0	0.00	00:00:00	0.00%	0.00%
% Change	100.00%	100.00%	100.00%	100.00%	0.00%
<b>Iver</b>					
October 1, 2008 - October 31, 2008	1	1.00	00:00:00	100.00%	100.00%
September 1, 2008 - September 30, 2008	0	0.00	00:00:00	0.00%	0.00%
% Change	100.00%	100.00%	0.00%	100.00%	100.00%
<b>Cranfield</b>					
October 1, 2008 - October 31, 2008	1	1.00	00:00:00	100.00%	100.00%
September 1, 2008 - September 30, 2008	0	0.00	00:00:00	0.00%	0.00%
% Change	100.00%	100.00%	0.00%	100.00%	100.00%
					1 - 25 of 87

# All Traffic Sources



## All traffic sources sent 265 visits via 20 sources and mediums

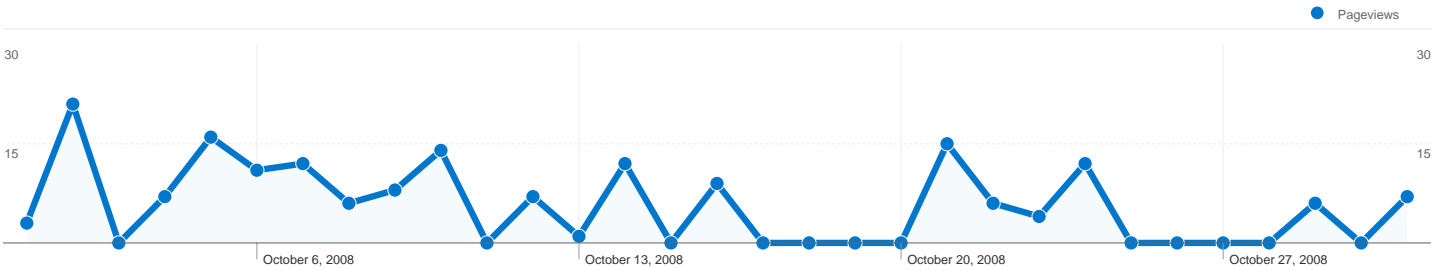
### Site Usage

Visits	Pages/Visit	Avg. Time on Site	% New Visits	Bounce Rate	
<b>265</b> Previous: 294 (-9.86%)	<b>2.81</b> Previous: 2.94 (-4.47%)	<b>00:02:18</b> Previous: 00:02:42 (-14.79%)	<b>79.62%</b> Previous: 83.33% (-4.45%)	<b>52.83%</b> Previous: 51.02% (3.55%)	
Source/Medium	Visits	Pages/Visit	Avg. Time on Site	% New Visits	Bounce Rate
<b>google / organic</b>					
October 1, 2008 - October 31, 2008	160	2.51	00:02:20	80.00%	61.25%
September 1, 2008 - September 30, 2008	170	2.21	00:01:37	88.24%	63.53%
% Change	-5.88%	13.62%	43.72%	-9.33%	-3.59%
<b>educationleeds.co.uk / referral</b>					
October 1, 2008 - October 31, 2008	49	3.20	00:01:54	79.59%	36.73%
September 1, 2008 - September 30, 2008	65	4.82	00:05:03	67.69%	24.62%
% Change	-24.62%	-33.46%	-62.21%	17.58%	49.23%
<b>(direct) / (none)</b>					
October 1, 2008 - October 31, 2008	26	3.46	00:03:35	73.08%	26.92%
September 1, 2008 - September 30, 2008	27	3.30	00:05:30	96.30%	40.74%
% Change	-3.70%	5.01%	-34.77%	-24.11%	-33.92%
<b>kerrmackie.leeds.sch.uk / referral</b>					
October 1, 2008 - October 31, 2008	6	1.50	00:00:05	66.67%	66.67%
September 1, 2008 - September 30, 2008	0	0.00	00:00:00	0.00%	0.00%
% Change	100.00%	100.00%	100.00%	100.00%	100.00%
<b>autismdirectory.org.uk / referral</b>					
October 1, 2008 - October 31, 2008	4	7.75	00:06:00	75.00%	25.00%
September 1, 2008 - September 30, 2008	0	0.00	00:00:00	0.00%	0.00%
% Change	100.00%	100.00%	100.00%	100.00%	100.00%
<b>search / organic</b>					
October 1, 2008 - October 31, 2008	4	3.50	00:03:26	100.00%	75.00%

September 1, 2008 - September 30, 2008	1	11.00	00:04:00	100.00%	0.00%
% Change	300.00%	-68.18%	-14.06%	0.00%	100.00%
<b>yorkshireeveningpost.co.uk / referral</b>					
October 1, 2008 - October 31, 2008	3	1.00	00:00:00	100.00%	100.00%
September 1, 2008 - September 30, 2008	15	2.47	00:00:30	93.33%	53.33%
% Change	-80.00%	-59.46%	-100.00%	7.14%	87.50%
<b>aol / organic</b>					
October 1, 2008 - October 31, 2008	2	3.00	00:01:36	100.00%	50.00%
September 1, 2008 - September 30, 2008	5	2.20	00:01:01	80.00%	60.00%
% Change	-60.00%	36.36%	56.86%	25.00%	-16.67%
<b>images.google.co.uk / referral</b>					
October 1, 2008 - October 31, 2008	2	2.50	00:00:47	100.00%	0.00%
September 1, 2008 - September 30, 2008	0	0.00	00:00:00	0.00%	0.00%
% Change	100.00%	100.00%	100.00%	100.00%	0.00%
<b>leedscommunities.org / referral</b>					
October 1, 2008 - October 31, 2008	2	1.00	00:00:00	50.00%	100.00%
September 1, 2008 - September 30, 2008	5	2.40	00:00:42	0.00%	20.00%
% Change	-60.00%	-58.33%	-100.00%	100.00%	400.00%
<b>live / organic</b>					
October 1, 2008 - October 31, 2008	2	1.00	00:00:00	100.00%	100.00%
September 1, 2008 - September 30, 2008	0	0.00	00:00:00	0.00%	0.00%
% Change	100.00%	100.00%	0.00%	100.00%	100.00%
<b>ask / organic</b>					
October 1, 2008 - October 31, 2008	1	4.00	00:01:26	100.00%	0.00%
September 1, 2008 - September 30, 2008	1	1.00	00:00:00	100.00%	100.00%
% Change	0.00%	300.00%	100.00%	0.00%	-100.00%
<b>bramhope.leeds.sch.uk / referral</b>					
October 1, 2008 - October 31, 2008	1	2.00	00:02:01	100.00%	0.00%
September 1, 2008 - September 30, 2008	0	0.00	00:00:00	0.00%	0.00%
% Change	100.00%	100.00%	100.00%	100.00%	0.00%
<b>images.google.com.ph / referral</b>					
October 1, 2008 - October 31, 2008	1	1.00	00:00:00	100.00%	100.00%
September 1, 2008 - September 30, 2008	0	0.00	00:00:00	0.00%	0.00%
% Change	100.00%	100.00%	0.00%	100.00%	100.00%
<b>legc.easysearch.org.uk / referral</b>					
October 1, 2008 - October 31, 2008	1	9.00	00:02:52	100.00%	0.00%

September 1, 2008 - September 30, 2008	0	0.00	00:00:00	0.00%	0.00%
% Change	100.00%	100.00%	100.00%	100.00%	0.00%
<b>msn / organic</b>					
October 1, 2008 - October 31, 2008	1	6.00	00:01:11	0.00%	0.00%
September 1, 2008 - September 30, 2008	1	2.00	00:00:38	100.00%	0.00%
% Change	0.00%	200.00%	86.84%	-100.00%	0.00%
<b>everclick.com / referral</b>					
October 1, 2008 - October 31, 2008	0	0.00	00:00:00	0.00%	0.00%
September 1, 2008 - September 30, 2008	1	5.00	00:21:00	100.00%	0.00%
% Change	-100.00%	-100.00%	-100.00%	-100.00%	0.00%
<b>google.co.uk / referral</b>					
October 1, 2008 - October 31, 2008	0	0.00	00:00:00	0.00%	0.00%
September 1, 2008 - September 30, 2008	1	1.00	00:00:00	100.00%	100.00%
% Change	-100.00%	-100.00%	0.00%	-100.00%	-100.00%
<b>images.google.com.my / referral</b>					
October 1, 2008 - October 31, 2008	0	0.00	00:00:00	0.00%	0.00%
September 1, 2008 - September 30, 2008	1	1.00	00:00:00	100.00%	100.00%
% Change	-100.00%	-100.00%	0.00%	-100.00%	-100.00%
<b>yahoo / organic</b>					
October 1, 2008 - October 31, 2008	0	0.00	00:00:00	0.00%	0.00%
September 1, 2008 - September 30, 2008	1	6.00	00:00:46	100.00%	0.00%
% Change	-100.00%	-100.00%	-100.00%	-100.00%	0.00%

1 - 20 of 20



**This page was viewed 177 times via 30 keywords**

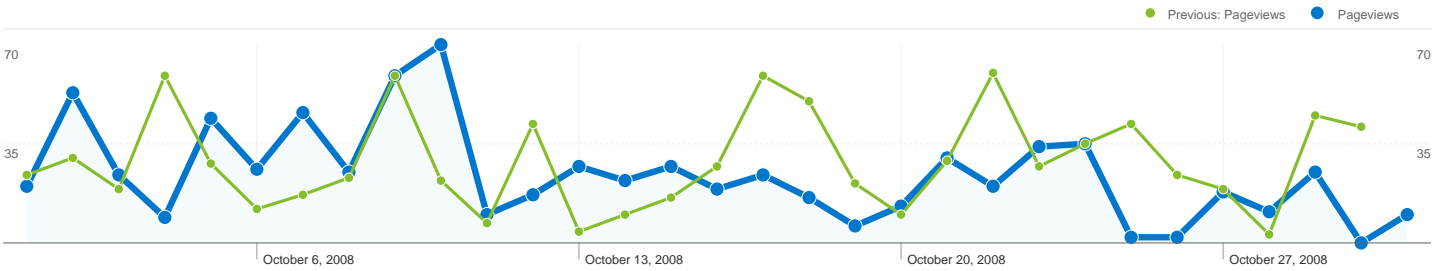
**Content Performance**

Pageviews	Unique Pageviews	Time on Page	Bounce Rate	% Exit	\$ Index	
<b>177</b> Previous: 157 (12.74%)	<b>127</b> Previous: 123 (3.25%)	<b>00:01:11</b> Previous: 00:00:57 (25.09%)	<b>23.08%</b> Previous: 20.00% (15.38%)	<b>22.03%</b> Previous: 22.93% (-3.91%)	<b>\$0.00</b> Previous: \$0.00 (0.00%)	
Keyword	Pageviews	Unique Pageviews	Time on Page	Bounce Rate	% Exit	\$ Index
<b>leeds parent partnership</b>						
October 1, 2008 - October 31, 2008	67	46	00:01:39	16.67%	17.91%	\$0.00
September 1, 2008 - September 30, 2008	56	41	00:01:29	9.09%	19.64%	\$0.00
% Change	19.64%	12.20%	11.26%	83.33%	-8.82%	0.00%
<b>parent partnership leads</b>						
October 1, 2008 - October 31, 2008	26	20	00:00:28	0.00%	19.23%	\$0.00
September 1, 2008 - September 30, 2008	23	18	00:00:31	50.00%	26.09%	\$0.00
% Change	13.04%	11.11%	-7.04%	-100.00%	-26.28%	0.00%
<b>leeds parent partnership service</b>						
October 1, 2008 - October 31, 2008	14	10	00:02:35	0.00%	14.29%	\$0.00
September 1, 2008 - September 30, 2008	3	3	00:00:16	0.00%	33.33%	\$0.00
% Change	366.67%	233.33%	867.19%	0.00%	-57.14%	0.00%
<b>parent partnership - leads</b>						
October 1, 2008 - October 31, 2008	14	12	00:00:15	0.00%	7.14%	\$0.00
September 1, 2008 - September 30, 2008	0	0	00:00:00	0.00%	0.00%	\$0.00
% Change	100.00%	100.00%	100.00%	0.00%	100.00%	0.00%
<b>parent partnership service leads</b>						
October 1, 2008 - October 31, 2008	10	5	00:00:59	33.33%	30.00%	\$0.00
September 1, 2008 - September 30, 2008	10	7	00:00:27	50.00%	20.00%	\$0.00
% Change	0.00%	-28.57%	118.09%	-33.33%	50.00%	0.00%
<b>education leads parent partnership</b>						

October 1, 2008 - October 31, 2008	7	3	00:00:23	0.00%	14.29%	\$0.00
September 1, 2008 - September 30, 2008	0	0	00:00:00	0.00%	0.00%	\$0.00
% Change	100.00%	100.00%	100.00%	0.00%	100.00%	0.00%
<b>parent partnership services terms of reference</b>						
October 1, 2008 - October 31, 2008	6	3	00:00:33	0.00%	16.67%	\$0.00
September 1, 2008 - September 30, 2008	0	0	00:00:00	0.00%	0.00%	\$0.00
% Change	100.00%	100.00%	100.00%	0.00%	100.00%	0.00%
<b>parent partnership</b>						
October 1, 2008 - October 31, 2008	5	3	00:01:47	0.00%	20.00%	\$0.00
September 1, 2008 - September 30, 2008	13	11	00:00:21	0.00%	15.38%	\$0.00
% Change	-61.54%	-72.73%	399.68%	0.00%	30.00%	0.00%
<b>parent partnership services</b>						
October 1, 2008 - October 31, 2008	5	3	00:01:11	0.00%	20.00%	\$0.00
September 1, 2008 - September 30, 2008	0	0	00:00:00	0.00%	0.00%	\$0.00
% Change	100.00%	100.00%	100.00%	0.00%	100.00%	0.00%
<b>parents partnership leads</b>						
October 1, 2008 - October 31, 2008	5	5	00:00:23	0.00%	20.00%	\$0.00
September 1, 2008 - September 30, 2008	0	0	00:00:00	0.00%	0.00%	\$0.00
% Change	100.00%	100.00%	100.00%	0.00%	100.00%	0.00%
<b>parent partnership in leads</b>						
October 1, 2008 - October 31, 2008	4	4	00:00:46	66.67%	75.00%	\$0.00
September 1, 2008 - September 30, 2008	0	0	00:00:00	0.00%	0.00%	\$0.00
% Change	100.00%	100.00%	100.00%	100.00%	100.00%	0.00%
<b>lead parent partnership</b>						
October 1, 2008 - October 31, 2008	3	3	00:00:35	0.00%	33.33%	\$0.00
September 1, 2008 - September 30, 2008	0	0	00:00:00	0.00%	0.00%	\$0.00
% Change	100.00%	100.00%	100.00%	0.00%	100.00%	0.00%
<b>www educate partnership.co.uk</b>						
October 1, 2008 - October 31, 2008	3	2	00:00:05	0.00%	33.33%	\$0.00
September 1, 2008 - September 30, 2008	0	0	00:00:00	0.00%	0.00%	\$0.00
% Change	100.00%	100.00%	100.00%	0.00%	100.00%	0.00%
<b>home parent partnership for children with special needs in leads</b>						
October 1, 2008 - October 31, 2008	2	2	00:00:12	0.00%	50.00%	\$0.00
September 1, 2008 - September 30, 2008	0	0	00:00:00	0.00%	0.00%	\$0.00
% Change	100.00%	100.00%	100.00%	0.00%	100.00%	0.00%
<b>parent partnership schemes leads</b>						

October 1, 2008 - October 31, 2008	2	2	00:00:16	0.00%	50.00%	\$0.00
September 1, 2008 - September 30, 2008	0	0	00:00:00	0.00%	0.00%	\$0.00
% Change	100.00%	100.00%	100.00%	0.00%	100.00%	0.00%
<b>parent partnership + leads</b>						
October 1, 2008 - October 31, 2008	1	1	00:00:00	100.00%	100.00%	\$0.00
September 1, 2008 - September 30, 2008	0	0	00:00:00	0.00%	0.00%	\$0.00
% Change	100.00%	100.00%	0.00%	100.00%	100.00%	0.00%
<b>parent partnership service</b>						
October 1, 2008 - October 31, 2008	1	1	00:00:00	100.00%	100.00%	\$0.00
September 1, 2008 - September 30, 2008	5	3	00:00:26	0.00%	20.00%	\$0.00
% Change	-80.00%	-66.67%	-100.00%	100.00%	400.00%	0.00%
<b>parent partnership service helpline - leads</b>						
October 1, 2008 - October 31, 2008	1	1	00:00:00	100.00%	100.00%	\$0.00
September 1, 2008 - September 30, 2008	0	0	00:00:00	0.00%	0.00%	\$0.00
% Change	100.00%	100.00%	0.00%	100.00%	100.00%	0.00%
<b>parent partnership services leads</b>						
October 1, 2008 - October 31, 2008	1	1	00:00:00	100.00%	100.00%	\$0.00
September 1, 2008 - September 30, 2008	0	0	00:00:00	0.00%	0.00%	\$0.00
% Change	100.00%	100.00%	0.00%	100.00%	100.00%	0.00%
<b>leads parent partnerships</b>						
October 1, 2008 - October 31, 2008	0	0	00:00:00	0.00%	0.00%	\$0.00
September 1, 2008 - September 30, 2008	2	2	00:00:11	0.00%	50.00%	\$0.00
% Change	-100.00%	-100.00%	-100.00%	0.00%	-100.00%	0.00%
<b>leads parent partnership</b>						
October 1, 2008 - October 31, 2008	0	0	00:00:00	0.00%	0.00%	\$0.00
September 1, 2008 - September 30, 2008	10	9	00:00:33	0.00%	10.00%	\$0.00
% Change	-100.00%	-100.00%	-100.00%	0.00%	-100.00%	0.00%
<b>leads parents partnership</b>						
October 1, 2008 - October 31, 2008	0	0	00:00:00	0.00%	0.00%	\$0.00
September 1, 2008 - September 30, 2008	2	1	00:08:31	0.00%	50.00%	\$0.00
% Change	-100.00%	-100.00%	-100.00%	0.00%	-100.00%	0.00%
<b>leadsparentpartnership</b>						
October 1, 2008 - October 31, 2008	0	0	00:00:00	0.00%	0.00%	\$0.00
September 1, 2008 - September 30, 2008	4	4	00:01:41	0.00%	25.00%	\$0.00
% Change	-100.00%	-100.00%	-100.00%	0.00%	-100.00%	0.00%
<b>leadsparentpartnership.co.uk</b>						

October 1, 2008 - October 31, 2008	0	0	00:00:00	0.00%	0.00%	\$0.00
September 1, 2008 - September 30, 2008	3	3	00:00:35	50.00%	66.67%	\$0.00
% Change	-100.00%	-100.00%	-100.00%	-100.00%	-100.00%	0.00%
<b>parent partnership services - leeds</b>						
October 1, 2008 - October 31, 2008	0	0	00:00:00	0.00%	0.00%	\$0.00
September 1, 2008 - September 30, 2008	5	3	00:00:15	0.00%	20.00%	\$0.00
% Change	-100.00%	-100.00%	-100.00%	0.00%	-100.00%	0.00%
						1 - 25 of 30




## Pages on this site were viewed a total of 744 times

 **744 Pageviews**

Previous: 864 (-13.89%)

 **569 Unique Views**

Previous: 622 (-8.52%)

 **52.83% Bounce Rate**

Previous: 51.02% (3.55%)

## Top Content

Pages	Pageviews	% Pageviews
/		
Oct 1, 2008 - Oct 31, 2008	179	24.06%
Sep 1, 2008 - Sep 30, 2008	211	24.42%
% Change	-15.17%	-15.17%
/staff		
Oct 1, 2008 - Oct 31, 2008	77	10.35%
Sep 1, 2008 - Sep 30, 2008	78	9.03%
% Change	-1.28%	-1.28%
/advice-information/special-educational-needs/		
Oct 1, 2008 - Oct 31, 2008	57	7.66%
Sep 1, 2008 - Sep 30, 2008	60	6.94%
% Change	-5.00%	-5.00%
/advice-information/choice-advice-service/		
Oct 1, 2008 - Oct 31, 2008	55	7.39%
Sep 1, 2008 - Sep 30, 2008	87	10.07%
% Change	-36.78%	-36.78%
/jargon-buster/		

Oct 1, 2008 - Oct 31, 2008	51	6.85%
Sep 1, 2008 - Sep 30, 2008	76	8.80%
% Change	-32.89%	-32.89%