

Site Usage

264 Visits

Previous: 265 (-0.38%)

56.44% Bounce Rate

Previous: 52.83% (6.83%)

702 Pageviews

Previous: 744 (-5.65%)

00:02:03 Avg. Time on Site

Previous: 00:02:18 (-11.23%)

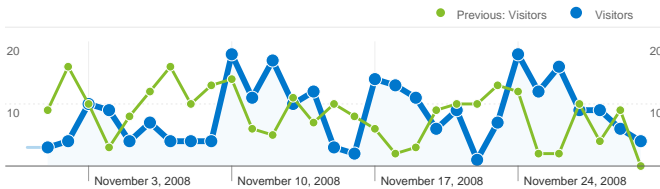
2.66 Pages/Visit

Previous: 2.81 (-5.29%)

85.98% % New Visits

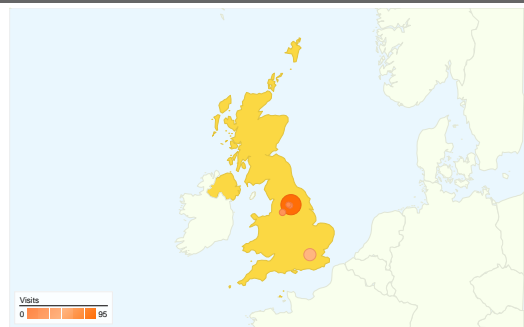
Previous: 79.62% (7.99%)

Visitors Overview

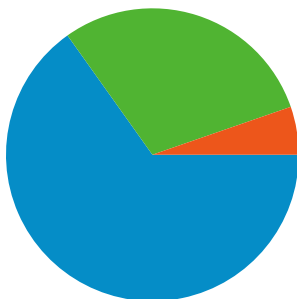


Visitors
244

Map Overlay GB



Traffic Sources Overview

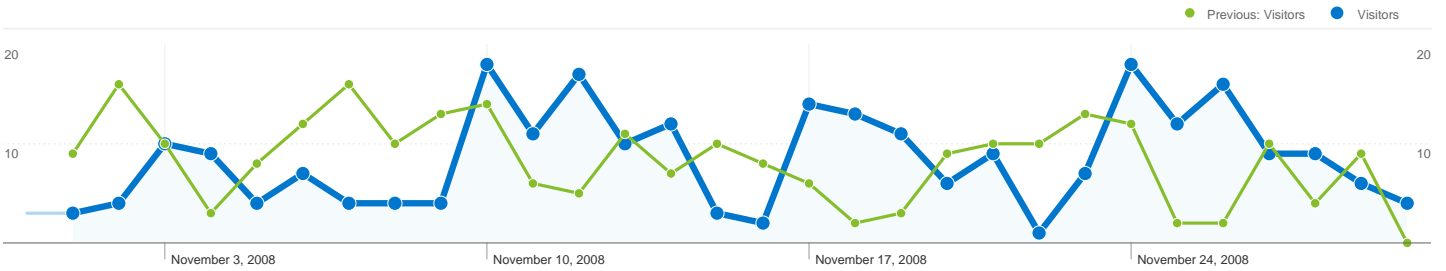


- **Search Engines**
172.00 (65.15%)
- **Referring Sites**
78.00 (29.55%)
- **Direct Traffic**
14.00 (5.30%)

Entrance Keywords: /		
Keyword	Pageviews	% visits
leeds parent partnership		
Nov 1, 2008 - Nov 30, 2008	73	41.71%
Oct 1, 2008 - Oct 31, 2008	67	37.85%
% Change	8.96%	8.96%
parent partnership leads		
Nov 1, 2008 - Nov 30, 2008	19	10.86%
Oct 1, 2008 - Oct 31, 2008	26	14.69%
% Change	-26.92%	-26.92%
parent partnership service leads		
Nov 1, 2008 - Nov 30, 2008	17	9.71%
Oct 1, 2008 - Oct 31, 2008	10	5.65%
% Change	70.00%	70.00%
leedsparentpartnership.co.uk		
Nov 1, 2008 - Nov 30, 2008	15	8.57%
Oct 1, 2008 - Oct 31, 2008	0	0.00%
% Change	100.00%	100.00%
parent partnership		
Nov 1, 2008 - Nov 30, 2008	12	6.86%
Oct 1, 2008 - Oct 31, 2008	5	2.82%
% Change	140.00%	140.00%

All Traffic Sources		
Source/Medium	Visits	% visits
google / organic		
Nov 1, 2008 - Nov 30, 2008	152	57.58%
Oct 1, 2008 - Oct 31, 2008	160	60.38%
% Change	-5.00%	-5.00%
educationleeds.co.uk / referral		
Nov 1, 2008 - Nov 30, 2008	63	23.86%
Oct 1, 2008 - Oct 31, 2008	49	18.49%
% Change	28.57%	28.57%
(direct) / (none)		
Nov 1, 2008 - Nov 30, 2008	14	5.30%
Oct 1, 2008 - Oct 31, 2008	26	9.81%
% Change	-46.15%	-46.15%
yahoo / organic		
Nov 1, 2008 - Nov 30, 2008	8	3.03%
Oct 1, 2008 - Oct 31, 2008	0	0.00%
% Change	100.00%	100.00%
msn / organic		
Nov 1, 2008 - Nov 30, 2008	6	2.27%
Oct 1, 2008 - Oct 31, 2008	1	0.38%
% Change	500.00%	500.00%

Content Overview		
Pages	Pageviews	% Pageviews
/		
Nov 1, 2008 - Nov 30, 2008	180	25.64%
Oct 1, 2008 - Oct 31, 2008	179	24.06%
% Change	0.56%	0.56%
/advice-information/special-educational-needs/		
Nov 1, 2008 - Nov 30, 2008	72	10.26%
Oct 1, 2008 - Oct 31, 2008	57	7.66%
% Change	26.32%	26.32%
/guidance-downloads/		
Nov 1, 2008 - Nov 30, 2008	72	10.26%
Oct 1, 2008 - Oct 31, 2008	51	6.85%
% Change	41.18%	41.18%
/advice-information/choice-advice-service/		
Nov 1, 2008 - Nov 30, 2008	59	8.40%
Oct 1, 2008 - Oct 31, 2008	55	7.39%
% Change	7.27%	7.27%
/staff		
Nov 1, 2008 - Nov 30, 2008	58	8.26%
Oct 1, 2008 - Oct 31, 2008	77	10.35%
% Change	-24.68%	-24.68%



244 people visited this site

 **264 Visits**

Previous: 265 (-0.38%)

 **244 Absolute Unique Visitors**


Previous: 232 (5.17%)

 **702 Pageviews**

Previous: 744 (-5.65%)

 **2.66 Average Pageviews**


Previous: 2.81 (-5.29%)

 **00:02:03 Time on Site**

Previous: 00:02:18 (-11.23%)

 **56.44% Bounce Rate**

Previous: 52.83% (6.83%)

 **85.98% New Visits**

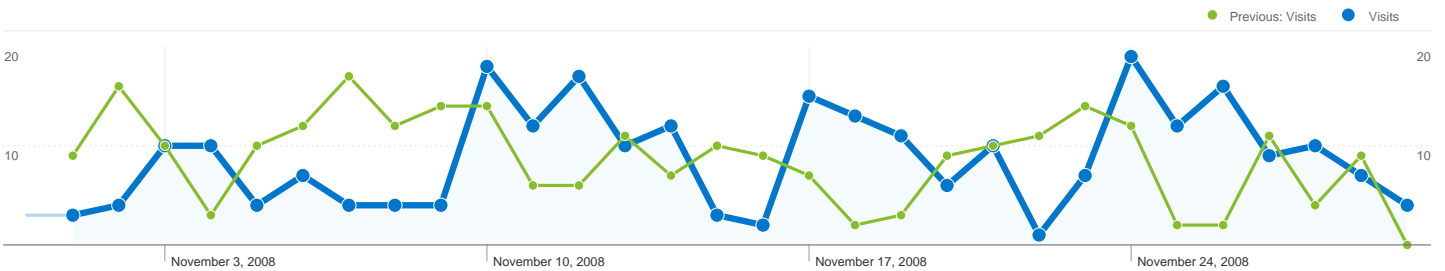
Previous: 79.62% (7.99%)

Technical Profile

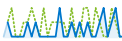
Browser	Visits	% visits	Connection Speed	Visits	% visits
Internet Explorer			Unknown		
Nov 1, 2008 - Nov 30, 2008	219	82.95%	Nov 1, 2008 - Nov 30, 2008	106	40.15%
Oct 1, 2008 - Oct 31, 2008	219	82.64%	Oct 1, 2008 - Oct 31, 2008	79	29.81%
% Change	0.00%	0.00%	% Change	34.18%	34.18%
Firefox			DSL		
Nov 1, 2008 - Nov 30, 2008	40	15.15%	Nov 1, 2008 - Nov 30, 2008	87	32.95%
Oct 1, 2008 - Oct 31, 2008	31	11.70%	Oct 1, 2008 - Oct 31, 2008	101	38.11%
% Change	29.03%	29.03%	% Change	-13.86%	-13.86%

Safari		
Nov 1, 2008 - Nov 30, 2008	5	1.89%
Oct 1, 2008 - Oct 31, 2008	11	4.15%
% Change	-54.55%	-54.55%
NetFront		
Nov 1, 2008 - Nov 30, 2008	0	0.00%
Oct 1, 2008 - Oct 31, 2008	1	0.38%
% Change	-100.00%	-100.00%
Netscape		
Nov 1, 2008 - Nov 30, 2008	0	0.00%
Oct 1, 2008 - Oct 31, 2008	1	0.38%
% Change	-100.00%	-100.00%

Cable		
Nov 1, 2008 - Nov 30, 2008	45	17.05%
Oct 1, 2008 - Oct 31, 2008	63	23.77%
% Change	-28.57%	-28.57%
T1		
Nov 1, 2008 - Nov 30, 2008	16	6.06%
Oct 1, 2008 - Oct 31, 2008	17	6.42%
% Change	-5.88%	-5.88%
Dialup		
Nov 1, 2008 - Nov 30, 2008	6	2.27%
Oct 1, 2008 - Oct 31, 2008	2	0.75%
% Change	200.00%	200.00%



All traffic sources sent a total of 264 visits

 **5.30% Direct Traffic**

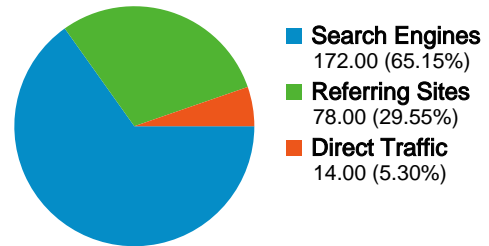
Previous: 9.81% (-45.95%)

 **29.55% Referring Sites**

Previous: 26.04% (13.47%)

 **65.15% Search Engines**

Previous: 64.15% (1.56%)



Top Traffic Sources

Sources	Visits	% visits
google (organic)		
Nov 1, 2008 - Nov 30, 2008	152	57.58%
Oct 1, 2008 - Oct 31, 2008	160	60.38%
% Change	-5.00%	-5.00%
educationleeds.co.uk (referral)		
Nov 1, 2008 - Nov 30, 2008	63	23.86%
Oct 1, 2008 - Oct 31, 2008	49	18.49%
% Change	28.57%	28.57%
(direct) ((none))		
Nov 1, 2008 - Nov 30, 2008	14	5.30%
Oct 1, 2008 - Oct 31, 2008	26	9.81%
% Change	-46.15%	-46.15%
yahoo (organic)		
Nov 1, 2008 - Nov 30, 2008	8	3.03%
Oct 1, 2008 - Oct 31, 2008	0	0.00%
% Change	100.00%	100.00%
msn (organic)		

Keywords	Visits	% visits
leeds parent partnership		
Nov 1, 2008 - Nov 30, 2008	12	6.98%
Oct 1, 2008 - Oct 31, 2008	13	7.65%
% Change	-7.69%	-7.69%
parent partnership leads		
Nov 1, 2008 - Nov 30, 2008	7	4.07%
Oct 1, 2008 - Oct 31, 2008	6	3.53%
% Change	16.67%	16.67%
parent partnership service leads		
Nov 1, 2008 - Nov 30, 2008	5	2.91%
Oct 1, 2008 - Oct 31, 2008	3	1.76%
% Change	66.67%	66.67%
admissions team leads		
Nov 1, 2008 - Nov 30, 2008	3	1.74%
Oct 1, 2008 - Oct 31, 2008	2	1.18%
% Change	50.00%	50.00%
leeds parenting strategy		

Nov 1, 2008 - Nov 30, 2008	6	2.27%
Oct 1, 2008 - Oct 31, 2008	1	0.38%
% Change	500.00%	500.00%

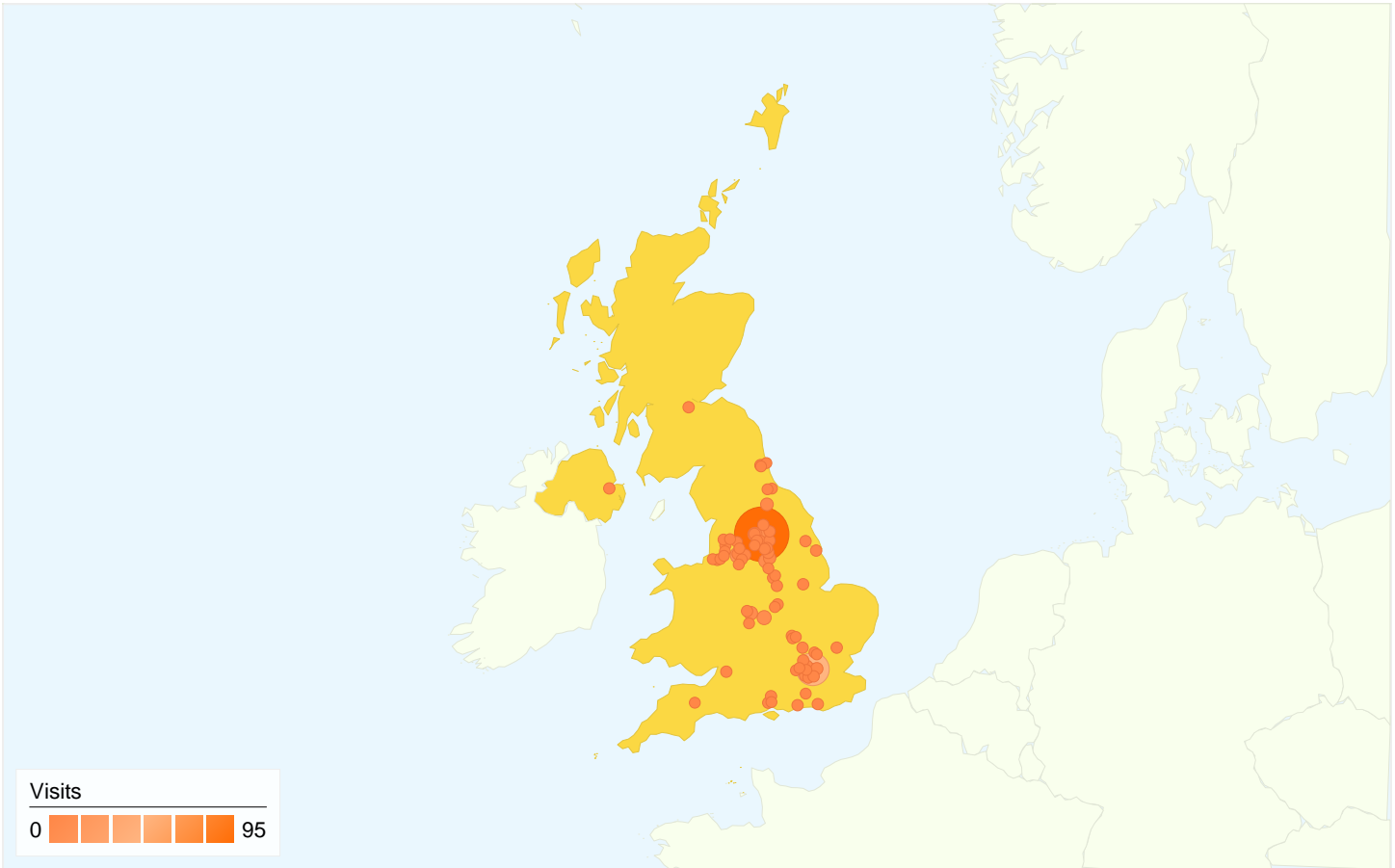
Nov 1, 2008 - Nov 30, 2008	3	1.74%
Oct 1, 2008 - Oct 31, 2008	0	0.00%
% Change	100.00%	100.00%

Country/Territory Detail:

United Kingdom

Nov 1, 2008 - Nov 30, 2008

Comparing to: Oct 1, 2008 - Oct 31, 2008



This country/territory sent 256 visits via 79 cities

Site Usage

Visits	Pages/Visit	Avg. Time on Site	% New Visits	Bounce Rate	
256 Previous: 251 (1.99%)	2.70 Previous: 2.87 (-6.03%)	00:02:06 Previous: 00:02:25 (-13.62%)	85.55% Previous: 80.48% (6.30%)	55.47% Previous: 51.39% (7.93%)	
City	Visits	Pages/Visit	Avg. Time on Site	% New Visits	Bounce Rate
Leeds					
November 1, 2008 - November 30, 2008	95	2.94	00:03:06	77.89%	46.32%
October 1, 2008 - October 31, 2008	97	3.38	00:02:42	74.23%	45.36%
% Change	-2.06%	-13.15%	14.25%	4.94%	2.11%
London					
November 1, 2008 - November 30, 2008	48	2.12	00:01:08	91.67%	62.50%
October 1, 2008 - October 31, 2008	38	2.53	00:01:17	86.84%	52.63%
% Change	26.32%	-15.89%	-11.57%	5.56%	18.75%
Manchester					

November 1, 2008 - November 30, 2008	14	2.43	00:01:07	100.00%	57.14%
October 1, 2008 - October 31, 2008	10	3.50	00:02:07	100.00%	30.00%
% Change	40.00%	-30.61%	-47.22%	0.00%	90.48%
Pudsey					
November 1, 2008 - November 30, 2008	9	2.22	00:04:02	66.67%	55.56%
October 1, 2008 - October 31, 2008	18	2.06	00:01:02	94.44%	72.22%
% Change	-50.00%	8.11%	288.26%	-29.41%	-23.08%
Shipley					
November 1, 2008 - November 30, 2008	7	3.14	00:02:35	85.71%	71.43%
October 1, 2008 - October 31, 2008	1	1.00	00:00:00	100.00%	100.00%
% Change	600.00%	214.29%	100.00%	-14.29%	-28.57%
Coventry					
November 1, 2008 - November 30, 2008	7	3.86	00:01:53	85.71%	57.14%
October 1, 2008 - October 31, 2008	0	0.00	00:00:00	0.00%	0.00%
% Change	100.00%	100.00%	100.00%	100.00%	100.00%
Sheffield					
November 1, 2008 - November 30, 2008	7	3.00	00:02:07	100.00%	85.71%
October 1, 2008 - October 31, 2008	10	3.10	00:03:04	100.00%	60.00%
% Change	-30.00%	-3.23%	-31.01%	0.00%	42.86%
Birmingham					
November 1, 2008 - November 30, 2008	6	2.83	00:00:50	100.00%	50.00%
October 1, 2008 - October 31, 2008	4	2.75	00:04:45	100.00%	50.00%
% Change	50.00%	3.03%	-82.59%	0.00%	0.00%
Lambeth					
November 1, 2008 - November 30, 2008	4	3.25	00:00:47	75.00%	75.00%
October 1, 2008 - October 31, 2008	0	0.00	00:00:00	0.00%	0.00%
% Change	100.00%	100.00%	100.00%	100.00%	100.00%
Northallerton					
November 1, 2008 - November 30, 2008	4	3.50	00:00:39	25.00%	0.00%
October 1, 2008 - October 31, 2008	2	3.50	00:00:28	100.00%	50.00%
% Change	100.00%	0.00%	41.82%	-75.00%	-100.00%
Wakefield					
November 1, 2008 - November 30, 2008	4	1.50	00:00:04	100.00%	75.00%
October 1, 2008 - October 31, 2008	9	2.78	00:01:50	33.33%	22.22%
% Change	-55.56%	-46.00%	-96.60%	200.00%	237.50%
Wembley					

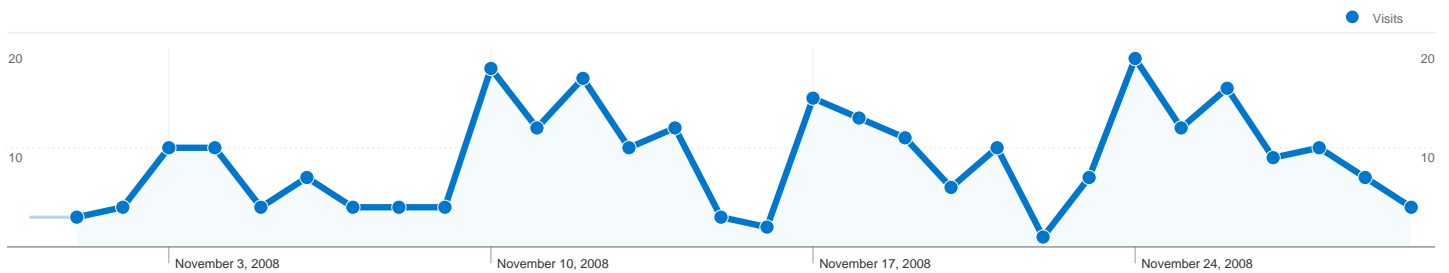
November 1, 2008 - November 30, 2008	3	5.00	00:04:04	100.00%	33.33%
October 1, 2008 - October 31, 2008	0	0.00	00:00:00	0.00%	0.00%
% Change	100.00%	100.00%	100.00%	100.00%	100.00%
Poplar					
November 1, 2008 - November 30, 2008	3	1.00	00:00:00	100.00%	100.00%
October 1, 2008 - October 31, 2008	4	1.50	00:01:52	100.00%	75.00%
% Change	-25.00%	-33.33%	-100.00%	0.00%	33.33%
Thames Ditton					
November 1, 2008 - November 30, 2008	3	5.33	00:09:01	66.67%	0.00%
October 1, 2008 - October 31, 2008	1	2.00	00:00:23	100.00%	0.00%
% Change	200.00%	166.67%	2,253.62%	-33.33%	0.00%
Rotherham					
November 1, 2008 - November 30, 2008	3	3.33	00:02:42	100.00%	33.33%
October 1, 2008 - October 31, 2008	0	0.00	00:00:00	0.00%	0.00%
% Change	100.00%	100.00%	100.00%	100.00%	100.00%
Batley					
November 1, 2008 - November 30, 2008	2	1.00	00:00:00	100.00%	100.00%
October 1, 2008 - October 31, 2008	7	4.29	00:09:23	57.14%	42.86%
% Change	-71.43%	-76.67%	-100.00%	75.00%	133.33%
Wombwell					
November 1, 2008 - November 30, 2008	2	1.50	00:00:34	100.00%	50.00%
October 1, 2008 - October 31, 2008	0	0.00	00:00:00	0.00%	0.00%
% Change	100.00%	100.00%	100.00%	100.00%	100.00%
Newcastle upon Tyne					
November 1, 2008 - November 30, 2008	2	1.00	00:00:00	100.00%	100.00%
October 1, 2008 - October 31, 2008	0	0.00	00:00:00	0.00%	0.00%
% Change	100.00%	100.00%	0.00%	100.00%	100.00%
Kirkby in Ashfield					
November 1, 2008 - November 30, 2008	2	1.00	00:00:00	100.00%	100.00%
October 1, 2008 - October 31, 2008	0	0.00	00:00:00	0.00%	0.00%
% Change	100.00%	100.00%	0.00%	100.00%	100.00%
Luton					
November 1, 2008 - November 30, 2008	1	1.00	00:00:00	100.00%	100.00%
October 1, 2008 - October 31, 2008	1	1.00	00:00:00	100.00%	100.00%
% Change	0.00%	0.00%	0.00%	0.00%	0.00%
Castleford					

November 1, 2008 - November 30, 2008	1	1.00	00:00:00	100.00%	100.00%
October 1, 2008 - October 31, 2008	0	0.00	00:00:00	0.00%	0.00%
% Change	100.00%	100.00%	0.00%	100.00%	100.00%
Bramham					
November 1, 2008 - November 30, 2008	1	2.00	00:00:28	100.00%	0.00%
October 1, 2008 - October 31, 2008	0	0.00	00:00:00	0.00%	0.00%
% Change	100.00%	100.00%	100.00%	100.00%	0.00%
Ewell					
November 1, 2008 - November 30, 2008	1	1.00	00:00:00	100.00%	100.00%
October 1, 2008 - October 31, 2008	0	0.00	00:00:00	0.00%	0.00%
% Change	100.00%	100.00%	0.00%	100.00%	100.00%
Southampton					
November 1, 2008 - November 30, 2008	1	3.00	00:00:45	100.00%	0.00%
October 1, 2008 - October 31, 2008	0	0.00	00:00:00	0.00%	0.00%
% Change	100.00%	100.00%	100.00%	100.00%	0.00%
Sleaford					
November 1, 2008 - November 30, 2008	1	1.00	00:00:00	100.00%	100.00%
October 1, 2008 - October 31, 2008	0	0.00	00:00:00	0.00%	0.00%
% Change	100.00%	100.00%	0.00%	100.00%	100.00%
1 - 25 of 79					

All Traffic Sources

Nov 1, 2008 - Nov 30, 2008

Comparing to: Oct 1, 2008 - Oct 31, 2008



All traffic sources sent 264 visits via 23 sources and mediums

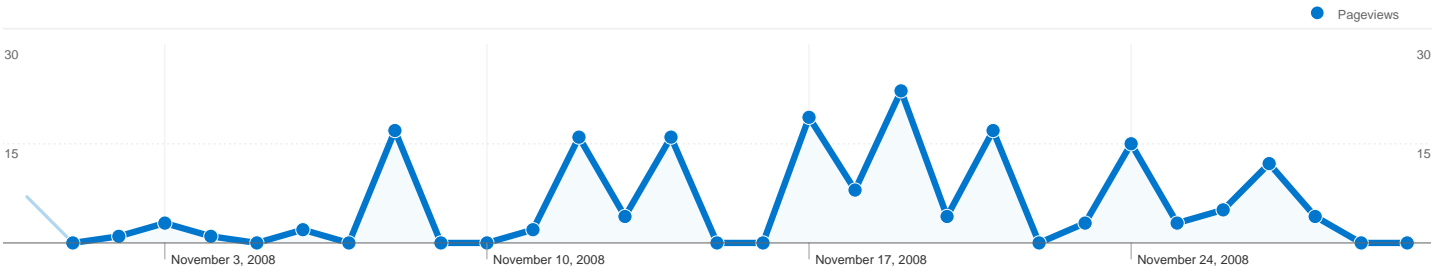
Site Usage

Visits	Pages/Visit	Avg. Time on Site	% New Visits	Bounce Rate	
264 Previous: 265 (-0.38%)	2.66 Previous: 2.81 (-5.29%)	00:02:03 Previous: 00:02:18 (-11.23%)	85.98% Previous: 79.62% (7.99%)	56.44% Previous: 52.83% (6.83%)	
Source/Medium	Visits	Pages/Visit	Avg. Time on Site	% New Visits	Bounce Rate
google / organic					
November 1, 2008 - November 30, 2008	152	2.20	00:01:05	88.16%	65.79%
October 1, 2008 - October 31, 2008	160	2.51	00:02:20	80.00%	61.25%
% Change	-5.00%	-12.06%	-53.65%	10.20%	7.41%
educationleeds.co.uk / referral					
November 1, 2008 - November 30, 2008	63	4.11	00:04:18	82.54%	30.16%
October 1, 2008 - October 31, 2008	49	3.20	00:01:54	79.59%	36.73%
% Change	28.57%	28.31%	125.40%	3.70%	-17.90%
(direct) / (none)					
November 1, 2008 - November 30, 2008	14	3.29	00:03:50	85.71%	42.86%
October 1, 2008 - October 31, 2008	26	3.46	00:03:35	73.08%	26.92%
% Change	-46.15%	-5.08%	6.96%	17.29%	59.18%
yahoo / organic					
November 1, 2008 - November 30, 2008	8	1.38	00:00:16	75.00%	75.00%
October 1, 2008 - October 31, 2008	0	0.00	00:00:00	0.00%	0.00%
% Change	100.00%	100.00%	100.00%	100.00%	100.00%
msn / organic					
November 1, 2008 - November 30, 2008	6	3.00	00:02:39	83.33%	33.33%
October 1, 2008 - October 31, 2008	1	6.00	00:01:11	0.00%	0.00%
% Change	500.00%	-50.00%	123.24%	100.00%	100.00%
kermackie.leeds.sch.uk / referral					
November 1, 2008 - November 30, 2008	3	1.00	00:00:00	100.00%	100.00%

October 1, 2008 - October 31, 2008	6	1.50	00:00:05	66.67%	66.67%
% Change	-50.00%	-33.33%	-100.00%	50.00%	50.00%
aol / organic					
November 1, 2008 - November 30, 2008	2	3.00	00:03:42	100.00%	50.00%
October 1, 2008 - October 31, 2008	2	3.00	00:01:36	100.00%	50.00%
% Change	0.00%	0.00%	130.73%	0.00%	0.00%
bramhope.leeds.sch.uk / referral					
November 1, 2008 - November 30, 2008	2	1.00	00:00:00	100.00%	100.00%
October 1, 2008 - October 31, 2008	1	2.00	00:02:01	100.00%	0.00%
% Change	100.00%	-50.00%	-100.00%	0.00%	100.00%
images.google.co.uk / referral					
November 1, 2008 - November 30, 2008	2	1.00	00:00:00	50.00%	100.00%
October 1, 2008 - October 31, 2008	2	2.50	00:00:47	100.00%	0.00%
% Change	0.00%	-60.00%	-100.00%	-50.00%	100.00%
live / organic					
November 1, 2008 - November 30, 2008	2	1.00	00:00:00	100.00%	100.00%
October 1, 2008 - October 31, 2008	2	1.00	00:00:00	100.00%	100.00%
% Change	0.00%	0.00%	0.00%	0.00%	0.00%
search / organic					
November 1, 2008 - November 30, 2008	2	2.50	00:11:35	100.00%	50.00%
October 1, 2008 - October 31, 2008	4	3.50	00:03:26	100.00%	75.00%
% Change	-50.00%	-28.57%	236.97%	0.00%	-33.33%
autismdirectory.org.uk / referral					
November 1, 2008 - November 30, 2008	1	2.00	00:00:20	100.00%	0.00%
October 1, 2008 - October 31, 2008	4	7.75	00:06:00	75.00%	25.00%
% Change	-75.00%	-74.19%	-94.44%	33.33%	-100.00%
green-hosting.co.uk / referral					
November 1, 2008 - November 30, 2008	1	2.00	00:00:17	100.00%	0.00%
October 1, 2008 - October 31, 2008	0	0.00	00:00:00	0.00%	0.00%
% Change	100.00%	100.00%	100.00%	100.00%	0.00%
leedscommunities.org / referral					
November 1, 2008 - November 30, 2008	1	1.00	00:00:00	0.00%	100.00%
October 1, 2008 - October 31, 2008	2	1.00	00:00:00	50.00%	100.00%
% Change	-50.00%	0.00%	0.00%	-100.00%	0.00%
maps.google.co.uk / referral					
November 1, 2008 - November 30, 2008	1	1.00	00:00:00	100.00%	100.00%

October 1, 2008 - October 31, 2008	0	0.00	00:00:00	0.00%	0.00%
% Change	100.00%	100.00%	0.00%	100.00%	100.00%
netvibes.com / referral					
November 1, 2008 - November 30, 2008	1	4.00	00:02:00	100.00%	0.00%
October 1, 2008 - October 31, 2008	0	0.00	00:00:00	0.00%	0.00%
% Change	100.00%	100.00%	100.00%	100.00%	0.00%
search1.sky.com / referral					
November 1, 2008 - November 30, 2008	1	1.00	00:00:00	100.00%	100.00%
October 1, 2008 - October 31, 2008	0	0.00	00:00:00	0.00%	0.00%
% Change	100.00%	100.00%	0.00%	100.00%	100.00%
uk.f250.mail.yahoo.com / referral					
November 1, 2008 - November 30, 2008	1	1.00	00:00:00	100.00%	100.00%
October 1, 2008 - October 31, 2008	0	0.00	00:00:00	0.00%	0.00%
% Change	100.00%	100.00%	0.00%	100.00%	100.00%
ukaf.ris.local / referral					
November 1, 2008 - November 30, 2008	1	1.00	00:00:00	0.00%	100.00%
October 1, 2008 - October 31, 2008	0	0.00	00:00:00	0.00%	0.00%
% Change	100.00%	100.00%	0.00%	0.00%	100.00%
ask / organic					
November 1, 2008 - November 30, 2008	0	0.00	00:00:00	0.00%	0.00%
October 1, 2008 - October 31, 2008	1	4.00	00:01:26	100.00%	0.00%
% Change	-100.00%	-100.00%	-100.00%	-100.00%	0.00%
images.google.com.ph / referral					
November 1, 2008 - November 30, 2008	0	0.00	00:00:00	0.00%	0.00%
October 1, 2008 - October 31, 2008	1	1.00	00:00:00	100.00%	100.00%
% Change	-100.00%	-100.00%	0.00%	-100.00%	-100.00%
legc.easysearch.org.uk / referral					
November 1, 2008 - November 30, 2008	0	0.00	00:00:00	0.00%	0.00%
October 1, 2008 - October 31, 2008	1	9.00	00:02:52	100.00%	0.00%
% Change	-100.00%	-100.00%	-100.00%	-100.00%	0.00%
yorkshireeveningpost.co.uk / referral					
November 1, 2008 - November 30, 2008	0	0.00	00:00:00	0.00%	0.00%
October 1, 2008 - October 31, 2008	3	1.00	00:00:00	100.00%	100.00%
% Change	-100.00%	-100.00%	0.00%	-100.00%	-100.00%

1 - 23 of 23



This page was viewed 175 times via 34 keywords

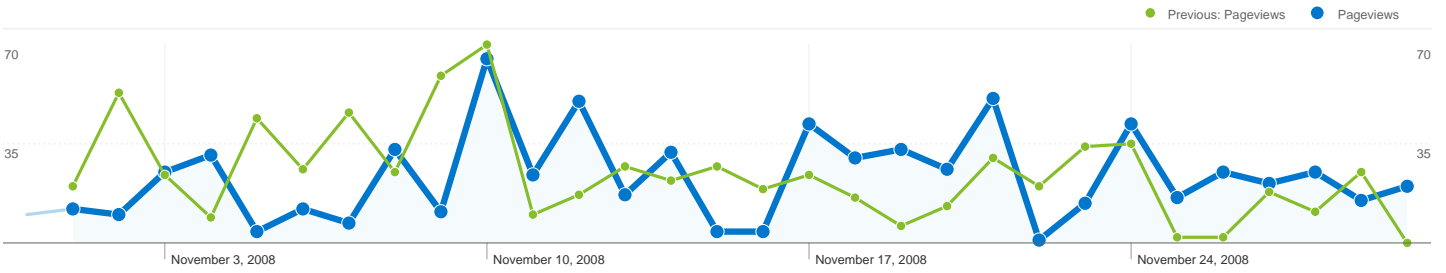
Content Performance

Pageviews 175 Previous: 177 (-1.13%)	Unique Pageviews 124 Previous: 127 (-2.36%)	Time on Page 00:00:58 Previous: 00:01:11 (-18.89%)	Bounce Rate 31.11% Previous: 23.08% (34.81%)	% Exit 26.86% Previous: 22.03% (21.89%)	\$ Index \$0.00 Previous: \$0.00 (0.00%)	
Keyword	Pageviews	Unique Pageviews	Time on Page	Bounce Rate	% Exit	\$ Index
leeds parent partnership						
November 1, 2008 - November 30, 2008	73	50	00:00:45	8.33%	16.44%	\$0.00
October 1, 2008 - October 31, 2008	67	46	00:01:39	16.67%	17.91%	\$0.00
% Change	8.96%	8.70%	-54.51%	-50.00%	-8.22%	0.00%
parent partnership leads						
November 1, 2008 - November 30, 2008	19	15	00:01:35	28.57%	36.84%	\$0.00
October 1, 2008 - October 31, 2008	26	20	00:00:28	0.00%	19.23%	\$0.00
% Change	-26.92%	-25.00%	232.97%	100.00%	91.58%	0.00%
parent partnership service leads						
November 1, 2008 - November 30, 2008	17	14	00:02:19	25.00%	23.53%	\$0.00
October 1, 2008 - October 31, 2008	10	5	00:00:59	33.33%	30.00%	\$0.00
% Change	70.00%	180.00%	133.12%	-25.00%	-21.57%	0.00%
leedsparentpartnership.co.uk						
November 1, 2008 - November 30, 2008	15	11	00:01:15	0.00%	20.00%	\$0.00
October 1, 2008 - October 31, 2008	0	0	00:00:00	0.00%	0.00%	\$0.00
% Change	100.00%	100.00%	100.00%	0.00%	100.00%	0.00%
parent partnership						
November 1, 2008 - November 30, 2008	12	6	00:00:15	0.00%	16.67%	\$0.00
October 1, 2008 - October 31, 2008	5	3	00:01:47	0.00%	20.00%	\$0.00
% Change	140.00%	100.00%	-85.85%	0.00%	-16.67%	0.00%
parent partnership service						

November 1, 2008 - November 30, 2008	10	6	00:00:26	0.00%	20.00%	\$0.00
October 1, 2008 - October 31, 2008	1	1	00:00:00	100.00%	100.00%	\$0.00
% Change	900.00%	500.00%	100.00%	-100.00%	-80.00%	0.00%
parents partnership service leads						
November 1, 2008 - November 30, 2008	6	3	00:00:35	0.00%	16.67%	\$0.00
October 1, 2008 - October 31, 2008	0	0	00:00:00	0.00%	0.00%	\$0.00
% Change	100.00%	100.00%	100.00%	0.00%	100.00%	0.00%
yorkshire parent partnership services						
November 1, 2008 - November 30, 2008	4	3	00:00:37	0.00%	25.00%	\$0.00
October 1, 2008 - October 31, 2008	0	0	00:00:00	0.00%	0.00%	\$0.00
% Change	100.00%	100.00%	100.00%	0.00%	100.00%	0.00%
help line leads						
November 1, 2008 - November 30, 2008	3	1	00:00:37	0.00%	33.33%	\$0.00
October 1, 2008 - October 31, 2008	0	0	00:00:00	0.00%	0.00%	\$0.00
% Change	100.00%	100.00%	100.00%	0.00%	100.00%	0.00%
education leads parent partnership						
November 1, 2008 - November 30, 2008	2	2	00:00:17	0.00%	50.00%	\$0.00
October 1, 2008 - October 31, 2008	7	3	00:00:23	0.00%	14.29%	\$0.00
% Change	-71.43%	-33.33%	-26.62%	0.00%	250.00%	0.00%
www.leedsparentpartnership.co.uk						
November 1, 2008 - November 30, 2008	2	2	00:00:36	0.00%	50.00%	\$0.00
October 1, 2008 - October 31, 2008	0	0	00:00:00	0.00%	0.00%	\$0.00
% Change	100.00%	100.00%	100.00%	0.00%	100.00%	0.00%
a partnership in yorkshire						
November 1, 2008 - November 30, 2008	1	1	00:00:00	100.00%	100.00%	\$0.00
October 1, 2008 - October 31, 2008	0	0	00:00:00	0.00%	0.00%	\$0.00
% Change	100.00%	100.00%	0.00%	100.00%	100.00%	0.00%
advice about the education admissions criteria leads						
November 1, 2008 - November 30, 2008	1	0	00:00:00	0.00%	100.00%	\$0.00
October 1, 2008 - October 31, 2008	0	0	00:00:00	0.00%	0.00%	\$0.00
% Change	100.00%	0.00%	0.00%	0.00%	100.00%	0.00%
find a parent in leads						
November 1, 2008 - November 30, 2008	1	1	00:00:00	100.00%	100.00%	\$0.00
October 1, 2008 - October 31, 2008	0	0	00:00:00	0.00%	0.00%	\$0.00
% Change	100.00%	100.00%	0.00%	100.00%	100.00%	0.00%
leeds parent partnaship						

November 1, 2008 - November 30, 2008	1	1	00:00:00	100.00%	100.00%	\$0.00
October 1, 2008 - October 31, 2008	0	0	00:00:00	0.00%	0.00%	\$0.00
% Change	100.00%	100.00%	0.00%	100.00%	100.00%	0.00%
leeds parent partnerhsip						
November 1, 2008 - November 30, 2008	1	1	00:00:00	100.00%	100.00%	\$0.00
October 1, 2008 - October 31, 2008	0	0	00:00:00	0.00%	0.00%	\$0.00
% Change	100.00%	100.00%	0.00%	100.00%	100.00%	0.00%
leeds parent partnership number						
November 1, 2008 - November 30, 2008	1	1	00:00:00	100.00%	100.00%	\$0.00
October 1, 2008 - October 31, 2008	0	0	00:00:00	0.00%	0.00%	\$0.00
% Change	100.00%	100.00%	0.00%	100.00%	100.00%	0.00%
leeds parent partnership service						
November 1, 2008 - November 30, 2008	1	1	00:00:00	100.00%	100.00%	\$0.00
October 1, 2008 - October 31, 2008	14	10	00:02:35	0.00%	14.29%	\$0.00
% Change	-92.86%	-90.00%	-100.00%	100.00%	600.00%	0.00%
leeds parent partnerships						
November 1, 2008 - November 30, 2008	1	1	00:00:00	100.00%	100.00%	\$0.00
October 1, 2008 - October 31, 2008	0	0	00:00:00	0.00%	0.00%	\$0.00
% Change	100.00%	100.00%	0.00%	100.00%	100.00%	0.00%
parent partnership - leeds						
November 1, 2008 - November 30, 2008	1	1	00:00:00	100.00%	100.00%	\$0.00
October 1, 2008 - October 31, 2008	14	12	00:00:15	0.00%	7.14%	\$0.00
% Change	-92.86%	-91.67%	-100.00%	100.00%	1,300.00%	0.00%
parent support leeds						
November 1, 2008 - November 30, 2008	1	1	00:00:00	0.00%	100.00%	\$0.00
October 1, 2008 - October 31, 2008	0	0	00:00:00	0.00%	0.00%	\$0.00
% Change	100.00%	100.00%	0.00%	0.00%	100.00%	0.00%
parent websites leeds						
November 1, 2008 - November 30, 2008	1	1	00:00:00	100.00%	100.00%	\$0.00
October 1, 2008 - October 31, 2008	0	0	00:00:00	0.00%	0.00%	\$0.00
% Change	100.00%	100.00%	0.00%	100.00%	100.00%	0.00%
the hub, leeds						
November 1, 2008 - November 30, 2008	1	1	00:00:00	100.00%	100.00%	\$0.00
October 1, 2008 - October 31, 2008	0	0	00:00:00	0.00%	0.00%	\$0.00
% Change	100.00%	100.00%	0.00%	100.00%	100.00%	0.00%
home parent partnership for children with special needs in leeds						

November 1, 2008 - November 30, 2008	0	0	00:00:00	0.00%	0.00%	\$0.00
October 1, 2008 - October 31, 2008	2	2	00:00:12	0.00%	50.00%	\$0.00
% Change	-100.00%	-100.00%	-100.00%	0.00%	-100.00%	0.00%
lead parent partnership						
November 1, 2008 - November 30, 2008	0	0	00:00:00	0.00%	0.00%	\$0.00
October 1, 2008 - October 31, 2008	3	3	00:00:35	0.00%	33.33%	\$0.00
% Change	-100.00%	-100.00%	-100.00%	0.00%	-100.00%	0.00%
						1 - 25 of 34



Pages on this site were viewed a total of 702 times

 **702 Pageviews**

Previous: 744 (-5.65%)

 **543 Unique Views**

Previous: 569 (-4.57%)

 **56.44% Bounce Rate**

Previous: 52.83% (6.83%)

Top Content

Pages	Pageviews	% Pageviews
/		
Nov 1, 2008 - Nov 30, 2008	180	25.64%
Oct 1, 2008 - Oct 31, 2008	179	24.06%
% Change	0.56%	0.56%
/guidance-downloads/		
Nov 1, 2008 - Nov 30, 2008	72	10.26%
Oct 1, 2008 - Oct 31, 2008	51	6.85%
% Change	41.18%	41.18%
/advice-information/special-educational-needs/		
Nov 1, 2008 - Nov 30, 2008	72	10.26%
Oct 1, 2008 - Oct 31, 2008	57	7.66%
% Change	26.32%	26.32%
/advice-information/choice-advice-service/		
Nov 1, 2008 - Nov 30, 2008	59	8.40%
Oct 1, 2008 - Oct 31, 2008	55	7.39%
% Change	7.27%	7.27%
/staff		

Nov 1, 2008 - Nov 30, 2008	58	8.26%
Oct 1, 2008 - Oct 31, 2008	77	10.35%
% Change	-24.68%	-24.68%