

Site Usage

394 Visits

Previous: 306 (28.76%)

49.49% Bounce Rate

Previous: 44.12% (12.18%)

1,128 Pageviews

Previous: 1,027 (9.83%)

00:02:22 Avg. Time on Site

Previous: 00:03:15 (-27.29%)

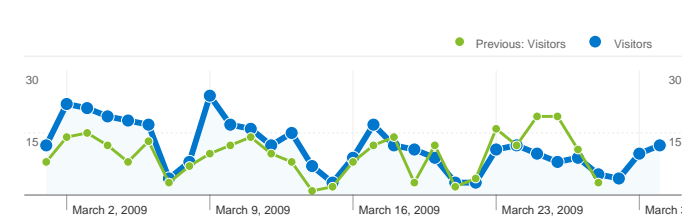
2.86 Pages/Visit

Previous: 3.36 (-14.70%)

68.02% % New Visits

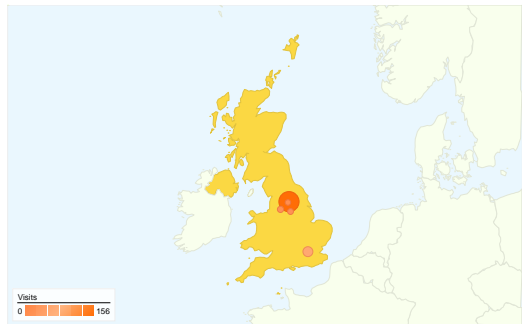
Previous: 68.30% (-0.41%)

Visitors Overview

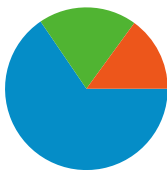


Visitors
311

Map Overlay GB



Traffic Sources Overview

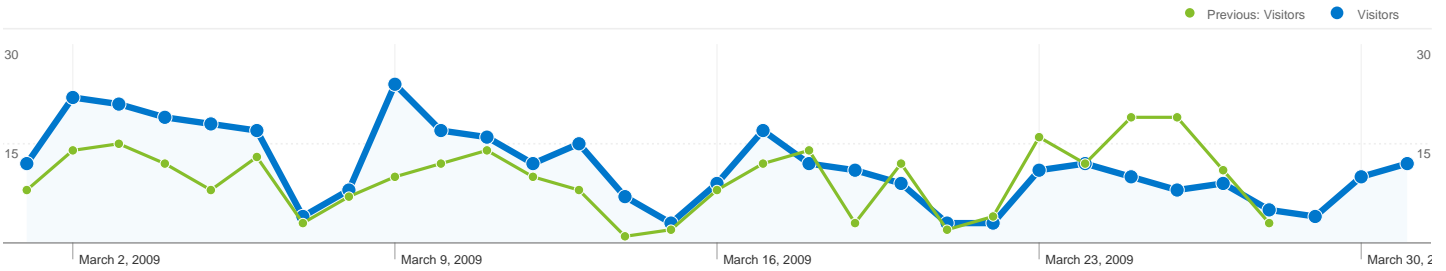


- **Search Engines**
258.00 (65.48%)
- **Referring Sites**
77.00 (19.54%)
- **Direct Traffic**
59.00 (14.97%)

Entrance Keywords: /		
Keyword	Pageviews	% visits
leeds parent partnership		
Mar 1, 2009 - Mar 31, 2009	98	34.88%
Feb 1, 2009 - Feb 28, 2009	71	22.12%
% Change	38.03%	57.68%
parent partnership leeds		
Mar 1, 2009 - Mar 31, 2009	84	29.89%
Feb 1, 2009 - Feb 28, 2009	87	27.10%
% Change	-3.45%	10.30%
leeds parent partnrtsip		
Mar 1, 2009 - Mar 31, 2009	11	3.91%
Feb 1, 2009 - Feb 28, 2009	0	0.00%
% Change	100.00%	100.00%
www.leedsparentpartnership		
Mar 1, 2009 - Mar 31, 2009	10	3.56%
Feb 1, 2009 - Feb 28, 2009	0	0.00%
% Change	100.00%	100.00%
parent partnership+leeds		
Mar 1, 2009 - Mar 31, 2009	9	3.20%
Feb 1, 2009 - Feb 28, 2009	0	0.00%
% Change	100.00%	100.00%

All Traffic Sources		
Source/Medium	Visits	% visits
google / organic		
Mar 1, 2009 - Mar 31, 2009	228	57.87%
Feb 1, 2009 - Feb 28, 2009	178	58.17%
% Change	28.09%	-0.52%
educationleeds.co.uk / referral		
Mar 1, 2009 - Mar 31, 2009	69	17.51%
Feb 1, 2009 - Feb 28, 2009	53	17.32%
% Change	30.19%	1.11%
(direct) / (none)		
Mar 1, 2009 - Mar 31, 2009	59	14.97%
Feb 1, 2009 - Feb 28, 2009	42	13.73%
% Change	40.48%	9.10%
yahoo / organic		
Mar 1, 2009 - Mar 31, 2009	11	2.79%
Feb 1, 2009 - Feb 28, 2009	11	3.59%
% Change	0.00%	-22.34%
aol / organic		
Mar 1, 2009 - Mar 31, 2009	7	1.78%
Feb 1, 2009 - Feb 28, 2009	3	0.98%
% Change	133.33%	81.22%

Content Overview		
Pages	Pageviews	% Pageviews
/		
Mar 1, 2009 - Mar 31, 2009	283	25.09%
Feb 1, 2009 - Feb 28, 2009	241	23.47%
% Change	17.43%	6.91%
/guidance-downloads/		
Mar 1, 2009 - Mar 31, 2009	127	11.26%
Feb 1, 2009 - Feb 28, 2009	95	9.25%
% Change	33.68%	21.71%
/staff		
Mar 1, 2009 - Mar 31, 2009	96	8.51%
Feb 1, 2009 - Feb 28, 2009	94	9.15%
% Change	2.13%	-7.02%
/advice-information/special-educational-needs/		
Mar 1, 2009 - Mar 31, 2009	89	7.89%
Feb 1, 2009 - Feb 28, 2009	70	6.82%
% Change	27.14%	15.76%
/advice-information/choice-advice-service/		
Mar 1, 2009 - Mar 31, 2009	76	6.74%
Feb 1, 2009 - Feb 28, 2009	61	5.94%
% Change	24.59%	13.43%




311 people visited this site

 **394 Visits**

Previous: 306 (28.76%)

 **311 Absolute Unique Visitors**


Previous: 242 (28.51%)

 **1,128 Pageviews**

Previous: 1,027 (9.83%)

 **2.86 Average Pageviews**


Previous: 3.36 (-14.70%)

 **00:02:22 Time on Site**

Previous: 00:03:15 (-27.29%)

 **49.49% Bounce Rate**

Previous: 44.12% (12.18%)

 **68.02% New Visits**

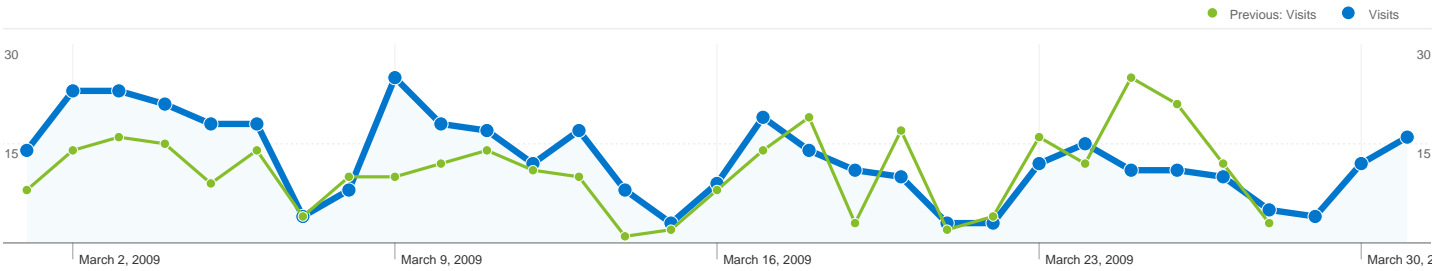
Previous: 68.30% (-0.41%)

Technical Profile




Browser	Visits	% visits	Connection Speed	Visits	% visits
Internet Explorer			Unknown		
Mar 1, 2009 - Mar 31, 2009	329	83.50%	Mar 1, 2009 - Mar 31, 2009	160	40.61%
Feb 1, 2009 - Feb 28, 2009	254	83.01%	Feb 1, 2009 - Feb 28, 2009	103	33.66%
% Change	29.53%	0.60%	% Change	55.34%	20.64%
Firefox			DSL		
Mar 1, 2009 - Mar 31, 2009	47	11.93%	Mar 1, 2009 - Mar 31, 2009	126	31.98%
Feb 1, 2009 - Feb 28, 2009	48	15.69%	Feb 1, 2009 - Feb 28, 2009	107	34.97%
% Change	-2.08%	-23.95%	% Change	17.76%	-8.54%

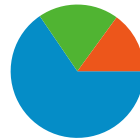
Safari		
Mar 1, 2009 - Mar 31, 2009	16	4.06%
Feb 1, 2009 - Feb 28, 2009	3	0.98%
% Change	433.33%	314.21%
Mozilla		
Mar 1, 2009 - Mar 31, 2009	1	0.25%
Feb 1, 2009 - Feb 28, 2009	0	0.00%
% Change	100.00%	100.00%
Chrome		
Mar 1, 2009 - Mar 31, 2009	1	0.25%
Feb 1, 2009 - Feb 28, 2009	0	0.00%
% Change	100.00%	100.00%

Cable		
Mar 1, 2009 - Mar 31, 2009	70	17.77%
Feb 1, 2009 - Feb 28, 2009	65	21.24%
% Change	7.69%	-16.36%
T1		
Mar 1, 2009 - Mar 31, 2009	27	6.85%
Feb 1, 2009 - Feb 28, 2009	18	5.88%
% Change	50.00%	16.50%
Dialup		
Mar 1, 2009 - Mar 31, 2009	7	1.78%
Feb 1, 2009 - Feb 28, 2009	11	3.59%
% Change	-36.36%	-50.58%



All traffic sources sent a total of 394 visits

-  **14.97% Direct Traffic**
 Previous: 13.73% (9.10%)
-  **19.54% Referring Sites**
 Previous: 20.59% (-5.08%)
-  **65.48% Search Engines**
 Previous: 65.69% (-0.31%)



- **Search Engines**
258.00 (65.48%)
- **Referring Sites**
77.00 (19.54%)
- **Direct Traffic**
59.00 (14.97%)

Top Traffic Sources

Sources	Visits	% visits
google (organic)		
Mar 1, 2009 - Mar 31, 2009	228	57.87%
Feb 1, 2009 - Feb 28, 2009	178	58.17%
% Change	28.09%	-0.52%
educationleeds.co.uk (referral)		
Mar 1, 2009 - Mar 31, 2009	69	17.51%
Feb 1, 2009 - Feb 28, 2009	53	17.32%
% Change	30.19%	1.11%
(direct) ((none))		
Mar 1, 2009 - Mar 31, 2009	59	14.97%
Feb 1, 2009 - Feb 28, 2009	42	13.73%
% Change	40.48%	9.10%
yahoo (organic)		
Mar 1, 2009 - Mar 31, 2009	11	2.79%
Feb 1, 2009 - Feb 28, 2009	11	3.59%
% Change	0.00%	-22.34%
aol (organic)		

Keywords	Visits	% visits
leeds parent partnership		
Mar 1, 2009 - Mar 31, 2009	24	9.30%
Feb 1, 2009 - Feb 28, 2009	19	9.45%
% Change	26.32%	-1.59%
parent partnership leads		
Mar 1, 2009 - Mar 31, 2009	20	7.75%
Feb 1, 2009 - Feb 28, 2009	27	13.43%
% Change	-25.93%	-42.29%
education.admissions@educationleeds.co.uk		
Mar 1, 2009 - Mar 31, 2009	5	1.94%
Feb 1, 2009 - Feb 28, 2009	0	0.00%
% Change	100.00%	100.00%
www.leedsparentpartnership		
Mar 1, 2009 - Mar 31, 2009	5	1.94%
Feb 1, 2009 - Feb 28, 2009	0	0.00%
% Change	100.00%	100.00%
parent power leads		

Mar 1, 2009 - Mar 31, 2009	7	1.78%
Feb 1, 2009 - Feb 28, 2009	3	0.98%
% Change	133.33%	81.22%

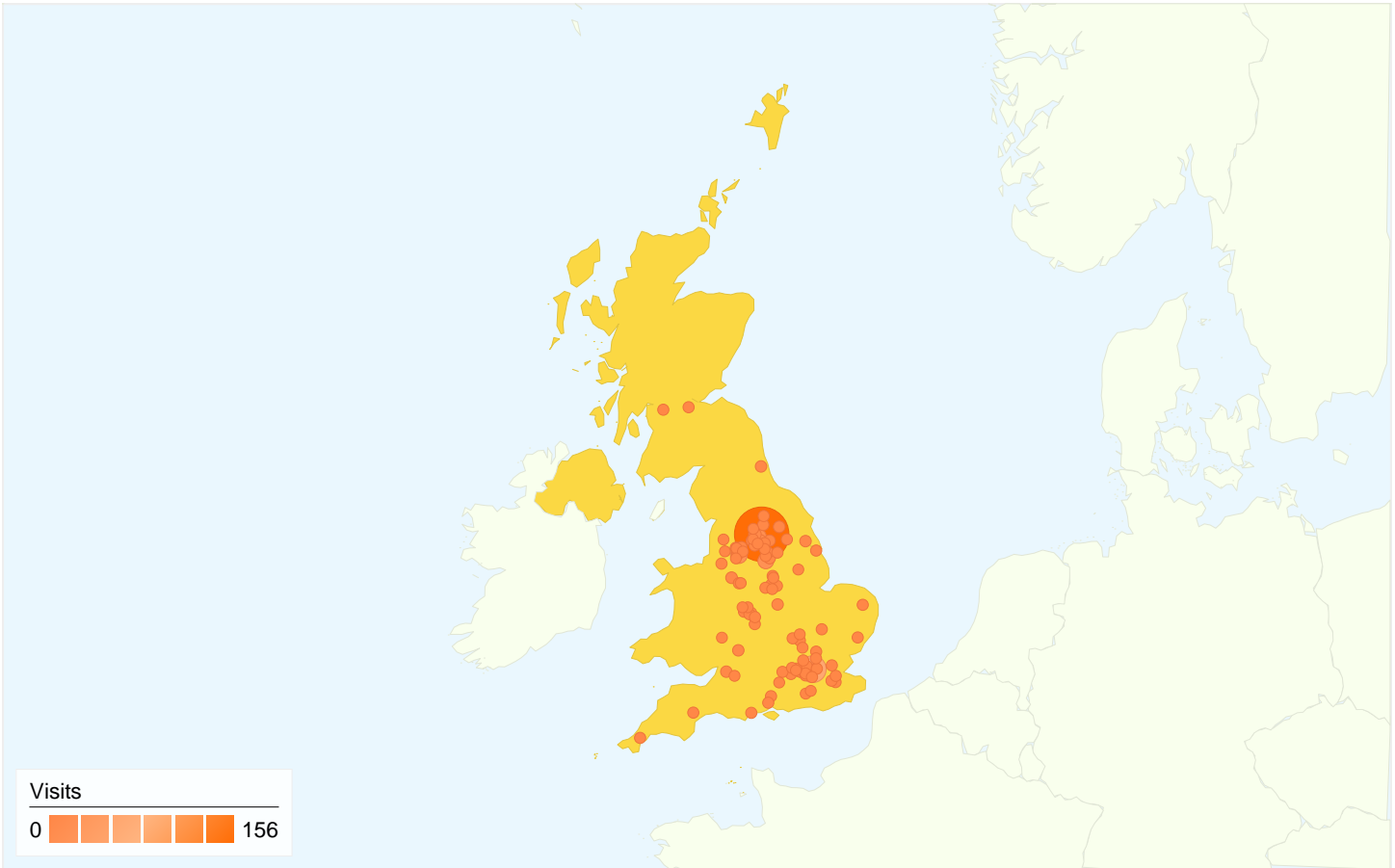
Mar 1, 2009 - Mar 31, 2009	4	1.55%
Feb 1, 2009 - Feb 28, 2009	1	0.50%
% Change	300.00%	211.63%

Country/Territory Detail:

United Kingdom

Mar 1, 2009 - Mar 31, 2009

Comparing to: Feb 1, 2009 - Feb 28, 2009



This country/territory sent 381 visits via 96 cities

Site Usage

Visits	Pages/Visit	Avg. Time on Site	% New Visits	Bounce Rate	
381 Previous: 298 (27.85%)	2.92 Previous: 3.42 (-14.65%)	00:02:26 Previous: 00:03:20 (-26.90%)	66.93% Previous: 67.45% (-0.77%)	48.56% Previous: 42.62% (13.94%)	
City	Visits	Pages/Visit	Avg. Time on Site	% New Visits	Bounce Rate
Leeds					
March 1, 2009 - March 31, 2009	156	3.66	00:03:23	51.92%	41.03%
February 1, 2009 - February 28, 2009	135	3.82	00:03:57	54.81%	37.04%
% Change	15.56%	-4.24%	-14.27%	-5.28%	10.77%
London					
March 1, 2009 - March 31, 2009	57	2.12	00:01:08	91.23%	57.89%
February 1, 2009 - February 28, 2009	47	2.66	00:02:22	82.98%	40.43%
% Change	21.28%	-20.18%	-51.90%	9.94%	43.21%
Manchester					

March 1, 2009 - March 31, 2009	21	3.81	00:02:25	71.43%	42.86%
February 1, 2009 - February 28, 2009	16	2.69	00:01:02	68.75%	62.50%
% Change	31.25%	41.75%	134.73%	3.90%	-31.43%
Sheffield					
March 1, 2009 - March 31, 2009	18	3.17	00:01:59	55.56%	38.89%
February 1, 2009 - February 28, 2009	7	3.14	00:03:17	100.00%	42.86%
% Change	157.14%	0.76%	-39.72%	-44.44%	-9.26%
Pudsey					
March 1, 2009 - March 31, 2009	14	3.29	00:06:00	50.00%	21.43%
February 1, 2009 - February 28, 2009	11	2.73	00:00:55	72.73%	45.45%
% Change	27.27%	20.48%	550.67%	-31.25%	-52.86%
Batley					
March 1, 2009 - March 31, 2009	9	2.00	00:02:11	66.67%	44.44%
February 1, 2009 - February 28, 2009	2	1.50	00:00:19	100.00%	50.00%
% Change	350.00%	33.33%	607.51%	-33.33%	-11.11%
Shipley					
March 1, 2009 - March 31, 2009	6	2.50	00:04:03	83.33%	50.00%
February 1, 2009 - February 28, 2009	6	2.00	00:00:36	66.67%	50.00%
% Change	0.00%	25.00%	574.54%	25.00%	0.00%
(not set)					
March 1, 2009 - March 31, 2009	5	1.00	00:00:00	80.00%	100.00%
February 1, 2009 - February 28, 2009	4	1.00	00:00:00	100.00%	100.00%
% Change	25.00%	0.00%	0.00%	-20.00%	0.00%
Salford					
March 1, 2009 - March 31, 2009	4	1.75	00:00:19	100.00%	75.00%
February 1, 2009 - February 28, 2009	1	1.00	00:00:00	100.00%	100.00%
% Change	300.00%	75.00%	100.00%	0.00%	-25.00%
Birmingham					
March 1, 2009 - March 31, 2009	4	1.00	00:00:00	100.00%	100.00%
February 1, 2009 - February 28, 2009	1	1.00	00:00:00	0.00%	100.00%
% Change	300.00%	0.00%	0.00%	100.00%	0.00%
Lambeth					
March 1, 2009 - March 31, 2009	3	1.67	00:00:02	66.67%	33.33%
February 1, 2009 - February 28, 2009	0	0.00	00:00:00	0.00%	0.00%
% Change	100.00%	100.00%	100.00%	100.00%	100.00%
Rotherham					

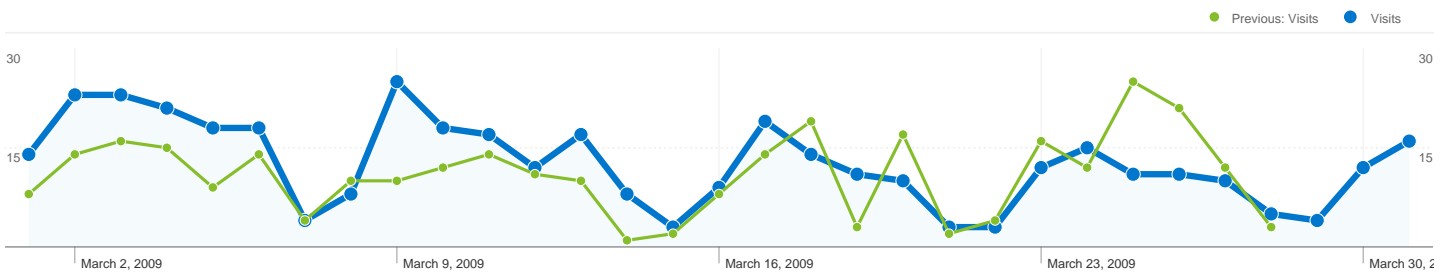
March 1, 2009 - March 31, 2009	3	1.67	00:00:53	66.67%	66.67%
February 1, 2009 - February 28, 2009	2	2.50	00:03:10	100.00%	0.00%
% Change	50.00%	-33.33%	-72.21%	-33.33%	100.00%
Crewe					
March 1, 2009 - March 31, 2009	3	2.67	00:01:03	33.33%	33.33%
February 1, 2009 - February 28, 2009	0	0.00	00:00:00	0.00%	0.00%
% Change	100.00%	100.00%	100.00%	100.00%	100.00%
Kirklees					
March 1, 2009 - March 31, 2009	3	1.67	00:00:19	33.33%	66.67%
February 1, 2009 - February 28, 2009	0	0.00	00:00:00	0.00%	0.00%
% Change	100.00%	100.00%	100.00%	100.00%	100.00%
York					
March 1, 2009 - March 31, 2009	3	2.00	00:01:36	33.33%	33.33%
February 1, 2009 - February 28, 2009	0	0.00	00:00:00	0.00%	0.00%
% Change	100.00%	100.00%	100.00%	100.00%	100.00%
Gloucester					
March 1, 2009 - March 31, 2009	2	2.50	00:03:30	100.00%	0.00%
February 1, 2009 - February 28, 2009	0	0.00	00:00:00	0.00%	0.00%
% Change	100.00%	100.00%	100.00%	100.00%	0.00%
Castleford					
March 1, 2009 - March 31, 2009	2	1.00	00:00:00	100.00%	100.00%
February 1, 2009 - February 28, 2009	0	0.00	00:00:00	0.00%	0.00%
% Change	100.00%	100.00%	0.00%	100.00%	100.00%
Halifax					
March 1, 2009 - March 31, 2009	2	6.50	00:00:30	0.00%	0.00%
February 1, 2009 - February 28, 2009	2	1.00	00:00:00	100.00%	100.00%
% Change	0.00%	550.00%	100.00%	-100.00%	-100.00%
Ilkeston					
March 1, 2009 - March 31, 2009	2	2.00	00:00:10	100.00%	50.00%
February 1, 2009 - February 28, 2009	0	0.00	00:00:00	0.00%	0.00%
% Change	100.00%	100.00%	100.00%	100.00%	100.00%
Bristol					
March 1, 2009 - March 31, 2009	2	2.00	00:00:24	50.00%	50.00%
February 1, 2009 - February 28, 2009	0	0.00	00:00:00	0.00%	0.00%
% Change	100.00%	100.00%	100.00%	100.00%	100.00%
Wednesbury					

March 1, 2009 - March 31, 2009	2	5.50	00:07:44	50.00%	0.00%
February 1, 2009 - February 28, 2009	0	0.00	00:00:00	0.00%	0.00%
% Change	100.00%	100.00%	100.00%	100.00%	0.00%
Huddersfield					
March 1, 2009 - March 31, 2009	2	1.50	00:00:02	50.00%	50.00%
February 1, 2009 - February 28, 2009	2	2.00	00:00:14	100.00%	50.00%
% Change	0.00%	-25.00%	-85.71%	-50.00%	0.00%
Bracknell					
March 1, 2009 - March 31, 2009	2	1.50	00:00:10	100.00%	50.00%
February 1, 2009 - February 28, 2009	1	5.00	00:01:04	100.00%	0.00%
% Change	100.00%	-70.00%	-84.38%	0.00%	100.00%
Leicester					
March 1, 2009 - March 31, 2009	2	6.00	00:12:19	50.00%	0.00%
February 1, 2009 - February 28, 2009	0	0.00	00:00:00	0.00%	0.00%
% Change	100.00%	100.00%	100.00%	100.00%	0.00%
Gateshead					
March 1, 2009 - March 31, 2009	2	1.00	00:00:00	100.00%	100.00%
February 1, 2009 - February 28, 2009	0	0.00	00:00:00	0.00%	0.00%
% Change	100.00%	100.00%	0.00%	100.00%	100.00%
					1 - 25 of 96

All Traffic Sources

Mar 1, 2009 - Mar 31, 2009

Comparing to: Feb 1, 2009 - Feb 28, 2009



All traffic sources sent 394 visits via 22 sources and mediums

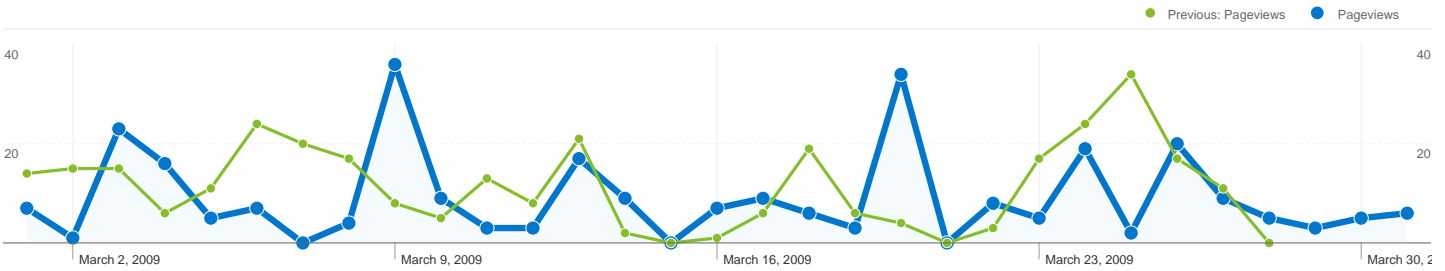
Site Usage

Visits	Pages/Visit	Avg. Time on Site	% New Visits	Bounce Rate	
394 Previous: 306 (28.76%)	2.86 Previous: 3.36 (-14.70%)	00:02:22 Previous: 00:03:15 (-27.29%)	68.02% Previous: 68.30% (-0.41%)	49.49% Previous: 44.12% (12.18%)	
Source/Medium	Visits	Pages/Visit	Avg. Time on Site	% New Visits	Bounce Rate
google / organic					
March 1, 2009 - March 31, 2009	228	2.46	00:01:50	75.44%	54.39%
February 1, 2009 - February 28, 2009	178	2.74	00:01:57	70.79%	47.19%
% Change	28.09%	-10.25%	-5.97%	6.57%	15.25%
educationleeds.co.uk / referral					
March 1, 2009 - March 31, 2009	69	3.12	00:02:31	66.67%	37.68%
February 1, 2009 - February 28, 2009	53	3.74	00:03:25	77.36%	37.74%
% Change	30.19%	-16.59%	-26.19%	-13.82%	-0.14%
(direct) / (none)					
March 1, 2009 - March 31, 2009	59	4.68	00:04:58	28.81%	33.90%
February 1, 2009 - February 28, 2009	42	6.36	00:10:10	33.33%	19.05%
% Change	40.48%	-26.41%	-51.14%	-13.56%	77.97%
yahoo / organic					
March 1, 2009 - March 31, 2009	11	1.36	00:00:04	72.73%	81.82%
February 1, 2009 - February 28, 2009	11	2.00	00:01:47	100.00%	63.64%
% Change	0.00%	-31.82%	-96.25%	-27.27%	28.57%
aol / organic					
March 1, 2009 - March 31, 2009	7	1.29	00:01:29	100.00%	71.43%
February 1, 2009 - February 28, 2009	3	1.00	00:00:00	100.00%	100.00%
% Change	133.33%	28.57%	100.00%	0.00%	-28.57%
msn / organic					
March 1, 2009 - March 31, 2009	5	3.00	00:00:47	80.00%	60.00%

February 1, 2009 - February 28, 2009	6	3.67	00:02:25	50.00%	66.67%
% Change	-16.67%	-18.18%	-67.90%	60.00%	-10.00%
search / organic					
March 1, 2009 - March 31, 2009	5	2.20	00:00:26	100.00%	40.00%
February 1, 2009 - February 28, 2009	3	1.67	00:00:33	66.67%	66.67%
% Change	66.67%	32.00%	-21.82%	50.00%	-40.00%
live / organic					
March 1, 2009 - March 31, 2009	2	6.00	00:06:16	50.00%	0.00%
February 1, 2009 - February 28, 2009	0	0.00	00:00:00	0.00%	0.00%
% Change	100.00%	100.00%	100.00%	100.00%	0.00%
yorkshireeveningpost.co.uk / referral					
March 1, 2009 - March 31, 2009	2	1.00	00:00:00	100.00%	100.00%
February 1, 2009 - February 28, 2009	0	0.00	00:00:00	0.00%	0.00%
% Change	100.00%	100.00%	0.00%	100.00%	100.00%
10.57.60.5:15871 / referral					
March 1, 2009 - March 31, 2009	1	6.00	00:14:16	100.00%	0.00%
February 1, 2009 - February 28, 2009	0	0.00	00:00:00	0.00%	0.00%
% Change	100.00%	100.00%	100.00%	100.00%	0.00%
co110w.col110.mail.live.com / referral					
March 1, 2009 - March 31, 2009	1	2.00	00:00:45	100.00%	0.00%
February 1, 2009 - February 28, 2009	0	0.00	00:00:00	0.00%	0.00%
% Change	100.00%	100.00%	100.00%	100.00%	0.00%
immediacy.ncb.org.uk / referral					
March 1, 2009 - March 31, 2009	1	1.00	00:00:00	100.00%	100.00%
February 1, 2009 - February 28, 2009	0	0.00	00:00:00	0.00%	0.00%
% Change	100.00%	100.00%	0.00%	100.00%	100.00%
parentpartnership.org.uk / referral					
March 1, 2009 - March 31, 2009	1	1.00	00:00:00	100.00%	100.00%
February 1, 2009 - February 28, 2009	0	0.00	00:00:00	0.00%	0.00%
% Change	100.00%	100.00%	0.00%	100.00%	100.00%
search1.sky.com / referral					
March 1, 2009 - March 31, 2009	1	1.00	00:00:00	100.00%	100.00%
February 1, 2009 - February 28, 2009	2	1.00	00:00:00	100.00%	100.00%
% Change	-50.00%	0.00%	0.00%	0.00%	0.00%
ws.infospace.com / referral					
March 1, 2009 - March 31, 2009	1	1.00	00:00:00	100.00%	100.00%

February 1, 2009 - February 28, 2009	0	0.00	00:00:00	0.00%	0.00%
% Change	100.00%	100.00%	0.00%	100.00%	100.00%
209.85.129.132 / referral					
March 1, 2009 - March 31, 2009	0	0.00	00:00:00	0.00%	0.00%
February 1, 2009 - February 28, 2009	1	2.00	00:00:10	100.00%	0.00%
% Change	-100.00%	-100.00%	-100.00%	-100.00%	0.00%
green-hosting.co.uk / referral					
March 1, 2009 - March 31, 2009	0	0.00	00:00:00	0.00%	0.00%
February 1, 2009 - February 28, 2009	1	11.00	00:02:02	100.00%	0.00%
% Change	-100.00%	-100.00%	-100.00%	-100.00%	0.00%
images.google.co.uk / referral					
March 1, 2009 - March 31, 2009	0	0.00	00:00:00	0.00%	0.00%
February 1, 2009 - February 28, 2009	1	1.00	00:00:00	100.00%	100.00%
% Change	-100.00%	-100.00%	0.00%	-100.00%	-100.00%
images.google.com / referral					
March 1, 2009 - March 31, 2009	0	0.00	00:00:00	0.00%	0.00%
February 1, 2009 - February 28, 2009	2	1.00	00:00:00	100.00%	100.00%
% Change	-100.00%	-100.00%	0.00%	-100.00%	-100.00%
leedscommunities.org / referral					
March 1, 2009 - March 31, 2009	0	0.00	00:00:00	0.00%	0.00%
February 1, 2009 - February 28, 2009	1	2.00	00:00:04	100.00%	0.00%
% Change	-100.00%	-100.00%	-100.00%	-100.00%	0.00%
mail.google.com / referral					
March 1, 2009 - March 31, 2009	0	0.00	00:00:00	0.00%	0.00%
February 1, 2009 - February 28, 2009	1	1.00	00:00:00	0.00%	100.00%
% Change	-100.00%	-100.00%	0.00%	0.00%	-100.00%
tiscali.co.uk / referral					
March 1, 2009 - March 31, 2009	0	0.00	00:00:00	0.00%	0.00%
February 1, 2009 - February 28, 2009	1	1.00	00:00:00	100.00%	100.00%
% Change	-100.00%	-100.00%	0.00%	-100.00%	-100.00%

1 - 22 of 22



This page was viewed 281 times via 50 keywords

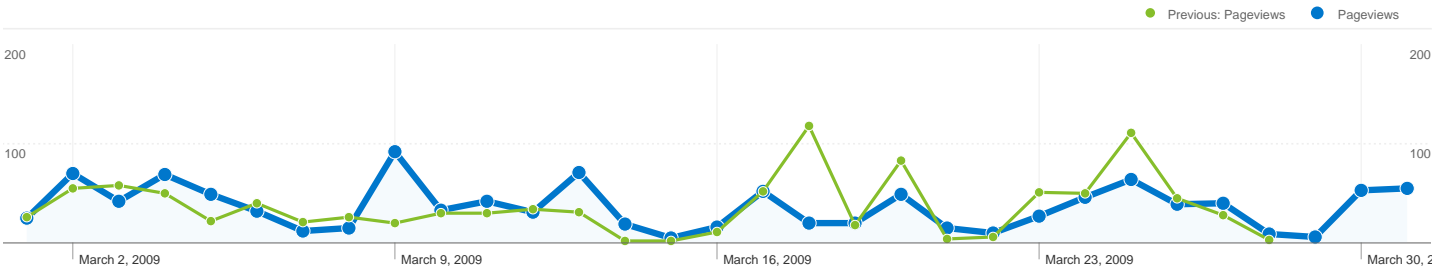
Content Performance

Keyword	Pageviews	Unique Pageviews	Avg. Time on Page	Bounce Rate	% Exit	\$ Index							
<table border="1"> <tr> <td>Pageviews 281 Previous: 321 (-12.46%)</td> <td>Unique Pageviews 214 Previous: 240 (-10.83%)</td> <td>Avg. Time on Page 00:01:12 Previous: 00:00:55 (30.71%)</td> <td>Bounce Rate 22.67% Previous: 16.00% (41.67%)</td> <td>% Exit 26.69% Previous: 23.36% (14.23%)</td> <td>\$ Index \$0.00 Previous: \$0.00 (0.00%)</td> <td></td> </tr> </table>							Pageviews 281 Previous: 321 (-12.46%)	Unique Pageviews 214 Previous: 240 (-10.83%)	Avg. Time on Page 00:01:12 Previous: 00:00:55 (30.71%)	Bounce Rate 22.67% Previous: 16.00% (41.67%)	% Exit 26.69% Previous: 23.36% (14.23%)	\$ Index \$0.00 Previous: \$0.00 (0.00%)	
Pageviews 281 Previous: 321 (-12.46%)	Unique Pageviews 214 Previous: 240 (-10.83%)	Avg. Time on Page 00:01:12 Previous: 00:00:55 (30.71%)	Bounce Rate 22.67% Previous: 16.00% (41.67%)	% Exit 26.69% Previous: 23.36% (14.23%)	\$ Index \$0.00 Previous: \$0.00 (0.00%)								
leeds parent partnership													
March 1, 2009 - March 31, 2009	98	70	00:00:48	22.73%	21.43%	\$0.00							
February 1, 2009 - February 28, 2009	71	58	00:01:05	5.56%	26.76%	\$0.00							
% Change	38.03%	20.69%	-25.68%	309.09%	-19.92%	0.00%							
parent partnership leads													
March 1, 2009 - March 31, 2009	84	66	00:02:09	0.00%	20.24%	\$0.00							
February 1, 2009 - February 28, 2009	87	62	00:01:14	23.81%	24.14%	\$0.00							
% Change	-3.45%	6.45%	74.30%	-100.00%	-16.16%	0.00%							
leeds parent partnrship													
March 1, 2009 - March 31, 2009	11	6	00:00:30	0.00%	9.09%	\$0.00							
February 1, 2009 - February 28, 2009	0	0	00:00:00	0.00%	0.00%	\$0.00							
% Change	100.00%	100.00%	100.00%	0.00%	100.00%	0.00%							
www.leedsparentpartnership													
March 1, 2009 - March 31, 2009	10	8	00:00:51	0.00%	40.00%	\$0.00							
February 1, 2009 - February 28, 2009	0	0	00:00:00	0.00%	0.00%	\$0.00							
% Change	100.00%	100.00%	100.00%	0.00%	100.00%	0.00%							
parent partnership+leeds													
March 1, 2009 - March 31, 2009	9	7	00:01:33	0.00%	11.11%	\$0.00							
February 1, 2009 - February 28, 2009	0	0	00:00:00	0.00%	0.00%	\$0.00							


% Change	100.00%	100.00%	100.00%	0.00%	100.00%	0.00%
children home leads						
March 1, 2009 - March 31, 2009	7	3	00:00:20	0.00%	14.29%	\$0.00
February 1, 2009 - February 28, 2009	0	0	00:00:00	0.00%	0.00%	\$0.00
% Change	100.00%	100.00%	100.00%	0.00%	100.00%	0.00%
parent partnership service						
March 1, 2009 - March 31, 2009	6	5	00:00:36	0.00%	16.67%	\$0.00
February 1, 2009 - February 28, 2009	3	2	00:00:11	0.00%	33.33%	\$0.00
% Change	100.00%	150.00%	229.09%	0.00%	-50.00%	0.00%
parent partnership and carer's leads						
March 1, 2009 - March 31, 2009	5	4	00:00:31	0.00%	20.00%	\$0.00
February 1, 2009 - February 28, 2009	0	0	00:00:00	0.00%	0.00%	\$0.00
% Change	100.00%	100.00%	100.00%	0.00%	100.00%	0.00%
"parent partnership"						
March 1, 2009 - March 31, 2009	4	4	00:00:34	0.00%	25.00%	\$0.00
February 1, 2009 - February 28, 2009	0	0	00:00:00	0.00%	0.00%	\$0.00
% Change	100.00%	100.00%	100.00%	0.00%	100.00%	0.00%
leads parentpartnership						
March 1, 2009 - March 31, 2009	4	3	00:00:38	0.00%	25.00%	\$0.00
February 1, 2009 - February 28, 2009	5	3	00:00:27	0.00%	20.00%	\$0.00
% Change	-20.00%	0.00%	38.23%	0.00%	25.00%	0.00%
"parent partnership service" leads						
March 1, 2009 - March 31, 2009	3	2	00:00:10	0.00%	33.33%	\$0.00
February 1, 2009 - February 28, 2009	0	0	00:00:00	0.00%	0.00%	\$0.00
% Change	100.00%	100.00%	100.00%	0.00%	100.00%	0.00%
appeals for leads schools						
March 1, 2009 - March 31, 2009	3	2	00:01:24	0.00%	33.33%	\$0.00
February 1, 2009 - February 28, 2009	0	0	00:00:00	0.00%	0.00%	\$0.00
% Change	100.00%	100.00%	100.00%	0.00%	100.00%	0.00%
parent partnership						
March 1, 2009 - March 31, 2009	3	3	00:00:40	50.00%	66.67%	\$0.00
February 1, 2009 - February 28, 2009	11	8	00:02:11	0.00%	18.18%	\$0.00
% Change	-72.73%	-62.50%	-69.47%	100.00%	266.67%	0.00%

parent partnership harrogate						
March 1, 2009 - March 31, 2009	3	2	00:00:28	0.00%	33.33%	\$0.00
February 1, 2009 - February 28, 2009	0	0	00:00:00	0.00%	0.00%	\$0.00
% Change	100.00%	100.00%	100.00%	0.00%	100.00%	0.00%
parent partnership leedds						
March 1, 2009 - March 31, 2009	3	3	00:00:43	0.00%	33.33%	\$0.00
February 1, 2009 - February 28, 2009	0	0	00:00:00	0.00%	0.00%	\$0.00
% Change	100.00%	100.00%	100.00%	0.00%	100.00%	0.00%
action plus education leeds						
March 1, 2009 - March 31, 2009	2	1	00:00:44	0.00%	50.00%	\$0.00
February 1, 2009 - February 28, 2009	0	0	00:00:00	0.00%	0.00%	\$0.00
% Change	100.00%	100.00%	100.00%	0.00%	100.00%	0.00%
leeds education partent partnership						
March 1, 2009 - March 31, 2009	2	2	00:00:12	0.00%	50.00%	\$0.00
February 1, 2009 - February 28, 2009	0	0	00:00:00	0.00%	0.00%	\$0.00
% Change	100.00%	100.00%	100.00%	0.00%	100.00%	0.00%
leeds help line						
March 1, 2009 - March 31, 2009	2	2	00:00:08	0.00%	50.00%	\$0.00
February 1, 2009 - February 28, 2009	0	0	00:00:00	0.00%	0.00%	\$0.00
% Change	100.00%	100.00%	100.00%	0.00%	100.00%	0.00%
leeds parent partnership service						
March 1, 2009 - March 31, 2009	2	2	00:00:05	0.00%	50.00%	\$0.00
February 1, 2009 - February 28, 2009	39	28	00:00:37	0.00%	10.26%	\$0.00
% Change	-94.87%	-92.86%	-86.64%	0.00%	387.50%	0.00%
leeds special education needs						
March 1, 2009 - March 31, 2009	2	2	00:00:00	100.00%	100.00%	\$0.00
February 1, 2009 - February 28, 2009	3	2	00:00:15	0.00%	33.33%	\$0.00
% Change	-33.33%	0.00%	-100.00%	100.00%	200.00%	0.00%
leedsparentpartnership						
March 1, 2009 - March 31, 2009	2	2	00:00:18	0.00%	50.00%	\$0.00
February 1, 2009 - February 28, 2009	24	16	00:00:29	0.00%	16.67%	\$0.00
% Change	-91.67%	-87.50%	-38.36%	0.00%	200.00%	0.00%
parent partnership in leeds						

March 1, 2009 - March 31, 2009	2	2	00:00:04	0.00%	50.00%	\$0.00
February 1, 2009 - February 28, 2009	0	0	00:00:00	0.00%	0.00%	\$0.00
% Change	100.00%	100.00%	100.00%	0.00%	100.00%	0.00%
parent partnership service for leads						
March 1, 2009 - March 31, 2009	2	2	00:00:47	0.00%	50.00%	\$0.00
February 1, 2009 - February 28, 2009	0	0	00:00:00	0.00%	0.00%	\$0.00
% Change	100.00%	100.00%	100.00%	0.00%	100.00%	0.00%
parent partnership in leads						
March 1, 2009 - March 31, 2009	2	2	00:00:03	0.00%	50.00%	\$0.00
February 1, 2009 - February 28, 2009	0	0	00:00:00	0.00%	0.00%	\$0.00
% Change	100.00%	100.00%	100.00%	0.00%	100.00%	0.00%
about leads parent partnership						
March 1, 2009 - March 31, 2009	1	0	00:00:00	0.00%	100.00%	\$0.00
February 1, 2009 - February 28, 2009	0	0	00:00:00	0.00%	0.00%	\$0.00
% Change	100.00%	0.00%	0.00%	0.00%	100.00%	0.00%
1 - 25 of 50						



Pages on this site were viewed a total of 1,128 times

 **1,128 Pageviews**

Previous: 1,027 (9.83%)

 **854 Unique Views**

Previous: 702 (21.65%)

 **49.49% Bounce Rate**

Previous: 44.12% (12.18%)

Top Content

Pages	Pageviews	% Pageviews
/		
Mar 1, 2009 - Mar 31, 2009	283	25.09%
Feb 1, 2009 - Feb 28, 2009	241	23.47%
% Change	17.43%	6.91%
/guidance-downloads/		
Mar 1, 2009 - Mar 31, 2009	127	11.26%
Feb 1, 2009 - Feb 28, 2009	95	9.25%
% Change	33.68%	21.71%
/staff		
Mar 1, 2009 - Mar 31, 2009	96	8.51%
Feb 1, 2009 - Feb 28, 2009	94	9.15%
% Change	2.13%	-7.02%
/advice-information/special-educational-needs/		
Mar 1, 2009 - Mar 31, 2009	89	7.89%
Feb 1, 2009 - Feb 28, 2009	70	6.82%
% Change	27.14%	15.76%
/advice-information/choice-advice-service/		

Mar 1, 2009 - Mar 31, 2009	76	6.74%
Feb 1, 2009 - Feb 28, 2009	61	5.94%
% Change	24.59%	13.43%