


Site Usage


 **228 Visits**
Previous: 240 (-5.00%)

 **48.25% Bounce Rate**
Previous: 45.83% (5.26%)

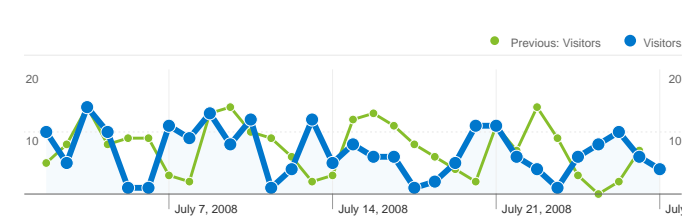
 **623 Pageviews**
Previous: 653 (-4.59%)

 **00:02:29 Avg. Time on Site**
Previous: 00:02:30 (-1.19%)

 **2.73 Pages/Visit**
Previous: 2.72 (0.43%)

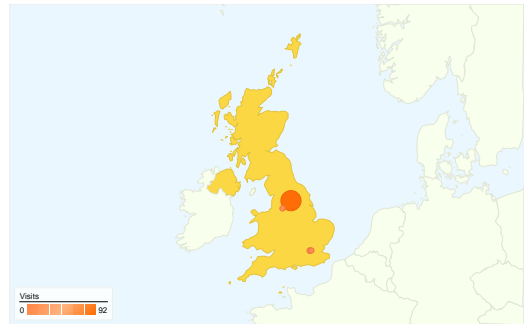
 **71.49% % New Visits**
Previous: 70.42% (1.53%)

Visitors Overview

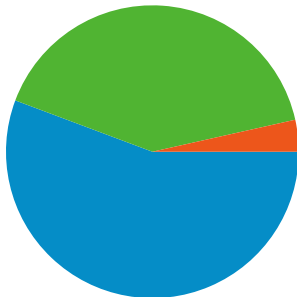


Visitors
188

Map Overlay GB



Traffic Sources Overview

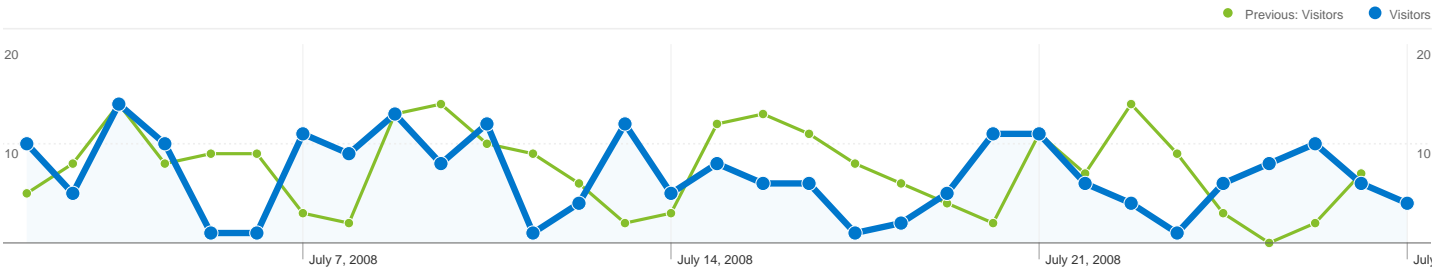


- **Search Engines**
127.00 (55.70%)
- **Referring Sites**
93.00 (40.79%)
- **Direct Traffic**
8.00 (3.51%)

Entrance Keywords: /		
Keyword	Pageviews	% visits
parent partnership leads		
Jul 1, 2008 - Jul 31, 2008	21	18.10%
Jun 1, 2008 - Jun 30, 2008	23	14.02%
% Change	-8.70%	-8.70%
parent partnership service leads		
Jul 1, 2008 - Jul 31, 2008	21	18.10%
Jun 1, 2008 - Jun 30, 2008	7	4.27%
% Change	200.00%	200.00%
leeds parent partnership		
Jul 1, 2008 - Jul 31, 2008	19	16.38%
Jun 1, 2008 - Jun 30, 2008	49	29.88%
% Change	-61.22%	-61.22%
parent partnership		
Jul 1, 2008 - Jul 31, 2008	15	12.93%
Jun 1, 2008 - Jun 30, 2008	2	1.22%
% Change	650.00%	650.00%
leeds parents		
Jul 1, 2008 - Jul 31, 2008	9	7.76%
Jun 1, 2008 - Jun 30, 2008	0	0.00%
% Change	100.00%	100.00%


All Traffic Sources		
Source/Medium	Visits	% visits
google / organic		
Jul 1, 2008 - Jul 31, 2008	122	53.51%
Jun 1, 2008 - Jun 30, 2008	117	48.75%
% Change	4.27%	4.27%
educationleeds.co.uk / referral		
Jul 1, 2008 - Jul 31, 2008	80	35.09%
Jun 1, 2008 - Jun 30, 2008	81	33.75%
% Change	-1.23%	-1.23%
leedscommunities.org / referral		
Jul 1, 2008 - Jul 31, 2008	9	3.95%
Jun 1, 2008 - Jun 30, 2008	0	0.00%
% Change	100.00%	100.00%
(direct) / (none)		
Jul 1, 2008 - Jul 31, 2008	8	3.51%
Jun 1, 2008 - Jun 30, 2008	30	12.50%
% Change	-73.33%	-73.33%
ask / organic		
Jul 1, 2008 - Jul 31, 2008	2	0.88%
Jun 1, 2008 - Jun 30, 2008	0	0.00%
% Change	100.00%	100.00%

Content Overview		
Pages	Pageviews	% Pageviews
/		
Jul 1, 2008 - Jul 31, 2008	135	21.67%
Jun 1, 2008 - Jun 30, 2008	197	30.17%
% Change	-31.47%	-31.47%
/staff		
Jul 1, 2008 - Jul 31, 2008	75	12.04%
Jun 1, 2008 - Jun 30, 2008	61	9.34%
% Change	22.95%	22.95%
/advice-information/special-educational-needs/		
Jul 1, 2008 - Jul 31, 2008	69	11.08%
Jun 1, 2008 - Jun 30, 2008	59	9.04%
% Change	16.95%	16.95%
/advice-information/choice-advice-service/		
Jul 1, 2008 - Jul 31, 2008	60	9.63%
Jun 1, 2008 - Jun 30, 2008	47	7.20%
% Change	27.66%	27.66%
/jargon-buster/		
Jul 1, 2008 - Jul 31, 2008	57	9.15%
Jun 1, 2008 - Jun 30, 2008	44	6.74%
% Change	29.55%	29.55%





188 people visited this site


 **228 Visits**
Previous: 240 (-5.00%)

 **188 Absolute Unique Visitors**
Previous: 192 (-2.08%)

 **623 Pageviews**
Previous: 653 (-4.59%)

 **2.73 Average Pageviews**
Previous: 2.72 (0.43%)

 **00:02:29 Time on Site**
Previous: 00:02:30 (-1.19%)

 **48.25% Bounce Rate**
Previous: 45.83% (5.26%)

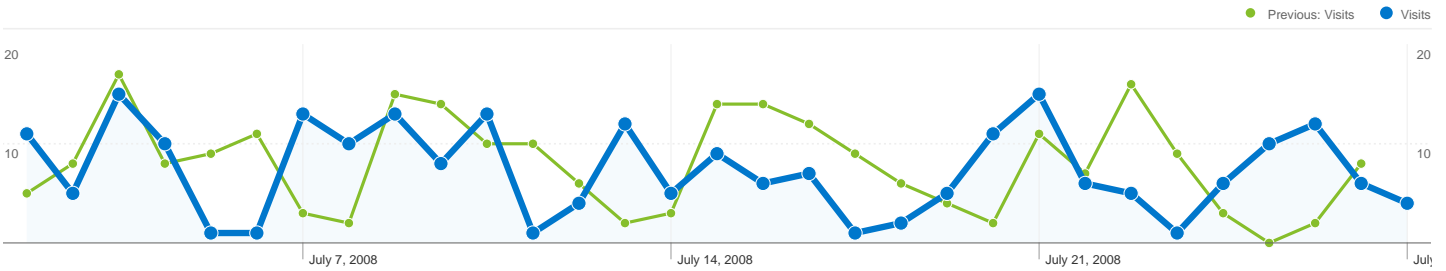
 **71.49% New Visits**
Previous: 70.42% (1.53%)

Technical Profile




Browser	Visits	% visits	Connection Speed	Visits	% visits
Internet Explorer			Unknown		
Jul 1, 2008 - Jul 31, 2008	200	87.72%	Jul 1, 2008 - Jul 31, 2008	105	46.05%
Jun 1, 2008 - Jun 30, 2008	215	89.58%	Jun 1, 2008 - Jun 30, 2008	123	51.25%
% Change	-6.98%	-6.98%	% Change	-14.63%	-14.63%
Firefox			DSL		
Jul 1, 2008 - Jul 31, 2008	22	9.65%	Jul 1, 2008 - Jul 31, 2008	71	31.14%
Jun 1, 2008 - Jun 30, 2008	21	8.75%	Jun 1, 2008 - Jun 30, 2008	66	27.50%
% Change	4.76%	4.76%	% Change	7.58%	7.58%
Safari			Cable		
Jul 1, 2008 - Jul 31, 2008	5	2.19%	Jul 1, 2008 - Jul 31, 2008	36	15.79%
Jun 1, 2008 - Jun 30, 2008	4	1.67%	Jun 1, 2008 - Jun 30, 2008	40	16.67%

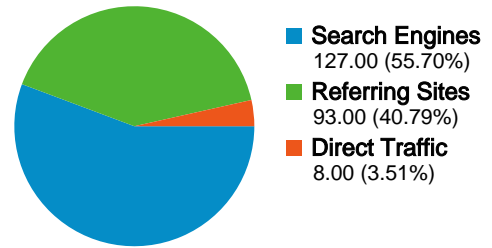
% Change	25.00%	25.00%
Mozilla		
Jul 1, 2008 - Jul 31, 2008	1	0.44%
Jun 1, 2008 - Jun 30, 2008	0	0.00%
% Change	100.00%	100.00%

% Change	-10.00%	-10.00%
T1		
Jul 1, 2008 - Jul 31, 2008	13	5.70%
Jun 1, 2008 - Jun 30, 2008	7	2.92%
% Change	85.71%	85.71%
Dialup		
Jul 1, 2008 - Jul 31, 2008	1	0.44%
Jun 1, 2008 - Jun 30, 2008	0	0.00%
% Change	100.00%	100.00%



All traffic sources sent a total of 228 visits

-  **3.51% Direct Traffic**
 Previous: 12.50% (-71.93%)
-  **40.79% Referring Sites**
 Previous: 35.00% (16.54%)
-  **55.70% Search Engines**
 Previous: 52.50% (6.10%)



Top Traffic Sources

Sources	Visits	% visits
google (organic)		
Jul 1, 2008 - Jul 31, 2008	122	53.51%
Jun 1, 2008 - Jun 30, 2008	117	48.75%
% Change	4.27%	4.27%
educationleeds.co.uk (referral)		
Jul 1, 2008 - Jul 31, 2008	80	35.09%
Jun 1, 2008 - Jun 30, 2008	81	33.75%
% Change	-1.23%	-1.23%
leedscommunities.org (referral)		
Jul 1, 2008 - Jul 31, 2008	9	3.95%
Jun 1, 2008 - Jun 30, 2008	0	0.00%
% Change	100.00%	100.00%
(direct) ((none))		
Jul 1, 2008 - Jul 31, 2008	8	3.51%
Jun 1, 2008 - Jun 30, 2008	30	12.50%
% Change	-73.33%	-73.33%
ask (organic)		
Jul 1, 2008 - Jul 31, 2008	2	0.88%

Keywords	Visits	% visits
parent partnership leads		
Jul 1, 2008 - Jul 31, 2008	8	6.30%
Jun 1, 2008 - Jun 30, 2008	7	5.56%
% Change	14.29%	14.29%
leeds parent partnership		
Jul 1, 2008 - Jul 31, 2008	6	4.72%
Jun 1, 2008 - Jun 30, 2008	15	11.90%
% Change	-60.00%	-60.00%
tenants hall leads		
Jul 1, 2008 - Jul 31, 2008	4	3.15%
Jun 1, 2008 - Jun 30, 2008	0	0.00%
% Change	100.00%	100.00%
parent partnership		
Jul 1, 2008 - Jul 31, 2008	3	2.36%
Jun 1, 2008 - Jun 30, 2008	2	1.59%
% Change	50.00%	50.00%
parent partnership service leads		
Jul 1, 2008 - Jul 31, 2008	3	2.36%

Jun 1, 2008 - Jun 30, 2008	0	0.00%
% Change	100.00%	100.00%

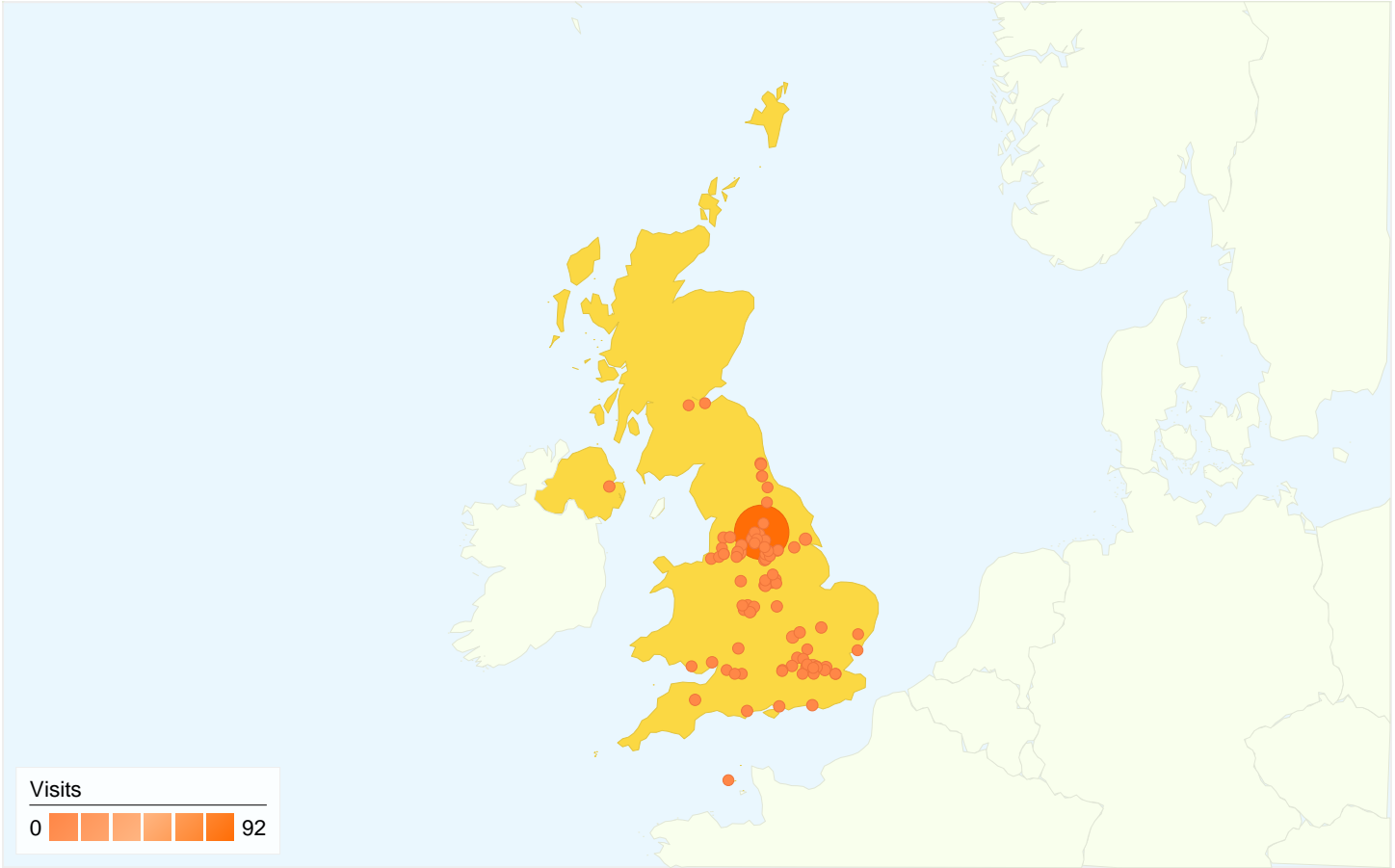
Jun 1, 2008 - Jun 30, 2008	2	1.59%
% Change	50.00%	50.00%

Country/Territory Detail:

United Kingdom

Jul 1, 2008 - Jul 31, 2008

Comparing to: Jun 1, 2008 - Jun 30, 2008



This country/territory sent 219 visits via 97 cities

Site Usage

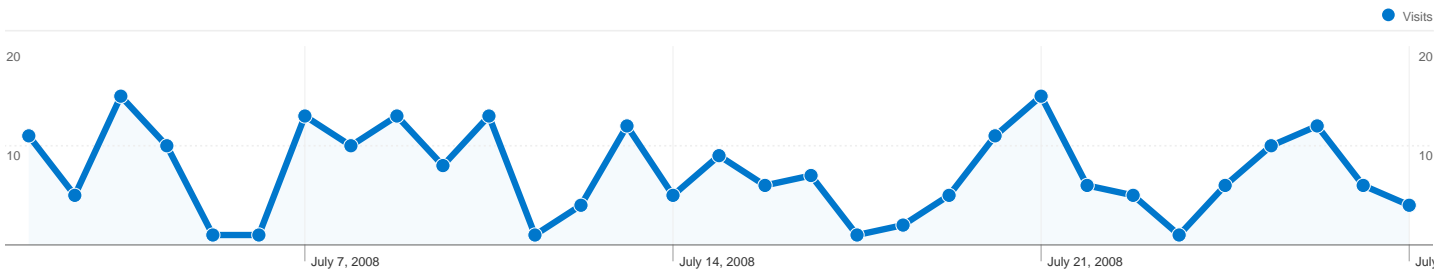
Visits	Pages/Visit	Avg. Time on Site	% New Visits	Bounce Rate	
219 Previous: 230 (-4.78%)	2.79 Previous: 2.79 (0.12%)	00:02:34 Previous: 00:02:35 (-0.73%)	70.32% Previous: 69.13% (1.72%)	46.58% Previous: 43.91% (6.06%)	
City	Visits	Pages/Visit	Avg. Time on Site	% New Visits	Bounce Rate
Leeds					
July 1, 2008 - July 31, 2008	92	2.78	00:02:59	45.65%	41.30%
June 1, 2008 - June 30, 2008	104	2.95	00:02:44	52.88%	40.38%
% Change	-11.54%	-5.74%	9.30%	-13.68%	2.28%
London					
July 1, 2008 - July 31, 2008	28	2.68	00:01:19	92.86%	50.00%
June 1, 2008 - June 30, 2008	0	0.00	00:00:00	0.00%	0.00%
% Change	100.00%	100.00%	100.00%	100.00%	100.00%
London					

July 1, 2008 - July 31, 2008	9	2.11	00:03:52	88.89%	55.56%
June 1, 2008 - June 30, 2008	33	2.58	00:01:25	87.88%	54.55%
% Change	-72.73%	-18.04%	173.89%	1.15%	1.85%
Manchester					
July 1, 2008 - July 31, 2008	8	2.88	00:01:53	100.00%	25.00%
June 1, 2008 - June 30, 2008	0	0.00	00:00:00	0.00%	0.00%
% Change	100.00%	100.00%	100.00%	100.00%	100.00%
Poplar					
July 1, 2008 - July 31, 2008	7	1.86	00:02:29	71.43%	57.14%
June 1, 2008 - June 30, 2008	0	0.00	00:00:00	0.00%	0.00%
% Change	100.00%	100.00%	100.00%	100.00%	100.00%
Manchester					
July 1, 2008 - July 31, 2008	6	2.33	00:05:06	100.00%	33.33%
June 1, 2008 - June 30, 2008	5	3.60	00:05:03	100.00%	40.00%
% Change	20.00%	-35.19%	0.99%	0.00%	-16.67%
Hull					
July 1, 2008 - July 31, 2008	3	4.67	00:02:58	66.67%	66.67%
June 1, 2008 - June 30, 2008	3	1.33	00:02:54	66.67%	66.67%
% Change	0.00%	250.00%	2.30%	0.00%	0.00%
Batley					
July 1, 2008 - July 31, 2008	3	1.00	00:00:00	100.00%	100.00%
June 1, 2008 - June 30, 2008	5	4.40	00:07:56	100.00%	40.00%
% Change	-40.00%	-77.27%	-100.00%	0.00%	150.00%
Sheffield					
July 1, 2008 - July 31, 2008	3	4.33	00:10:29	100.00%	33.33%
June 1, 2008 - June 30, 2008	5	3.40	00:02:36	80.00%	20.00%
% Change	-40.00%	27.45%	304.24%	25.00%	66.67%
Milton Keynes					
July 1, 2008 - July 31, 2008	3	1.00	00:00:00	100.00%	100.00%
June 1, 2008 - June 30, 2008	0	0.00	00:00:00	0.00%	0.00%
% Change	100.00%	100.00%	0.00%	100.00%	100.00%
Aveley					
July 1, 2008 - July 31, 2008	2	1.00	00:00:00	100.00%	100.00%
June 1, 2008 - June 30, 2008	0	0.00	00:00:00	0.00%	0.00%
% Change	100.00%	100.00%	0.00%	100.00%	100.00%
Pudsey					

July 1, 2008 - July 31, 2008	2	4.00	00:01:29	100.00%	50.00%
June 1, 2008 - June 30, 2008	6	2.67	00:00:48	100.00%	50.00%
% Change	-66.67%	50.00%	85.02%	0.00%	0.00%
Batley					
July 1, 2008 - July 31, 2008	2	1.50	00:00:06	100.00%	50.00%
June 1, 2008 - June 30, 2008	0	0.00	00:00:00	0.00%	0.00%
% Change	100.00%	100.00%	100.00%	100.00%	100.00%
Sheffield					
July 1, 2008 - July 31, 2008	2	7.00	00:02:25	100.00%	0.00%
June 1, 2008 - June 30, 2008	0	0.00	00:00:00	0.00%	0.00%
% Change	100.00%	100.00%	100.00%	100.00%	0.00%
Pudsey					
July 1, 2008 - July 31, 2008	2	3.00	00:02:59	100.00%	50.00%
June 1, 2008 - June 30, 2008	0	0.00	00:00:00	0.00%	0.00%
% Change	100.00%	100.00%	100.00%	100.00%	100.00%
Wakefield					
July 1, 2008 - July 31, 2008	2	2.50	00:00:17	100.00%	50.00%
June 1, 2008 - June 30, 2008	0	0.00	00:00:00	0.00%	0.00%
% Change	100.00%	100.00%	100.00%	100.00%	100.00%
Ilkeston					
July 1, 2008 - July 31, 2008	2	5.00	00:10:01	50.00%	0.00%
June 1, 2008 - June 30, 2008	1	2.00	00:00:15	100.00%	0.00%
% Change	100.00%	150.00%	3,906.67%	-50.00%	0.00%
Bradford					
July 1, 2008 - July 31, 2008	2	9.50	00:05:05	50.00%	0.00%
June 1, 2008 - June 30, 2008	0	0.00	00:00:00	0.00%	0.00%
% Change	100.00%	100.00%	100.00%	100.00%	0.00%
(not set)					
July 1, 2008 - July 31, 2008	2	2.50	00:07:05	100.00%	50.00%
June 1, 2008 - June 30, 2008	1	1.00	00:00:00	100.00%	100.00%
% Change	100.00%	150.00%	100.00%	0.00%	-50.00%
Tiverton					
July 1, 2008 - July 31, 2008	1	6.00	00:02:49	100.00%	0.00%
June 1, 2008 - June 30, 2008	0	0.00	00:00:00	0.00%	0.00%
% Change	100.00%	100.00%	100.00%	100.00%	0.00%
Rochdale					

July 1, 2008 - July 31, 2008	1	1.00	00:00:00	100.00%	100.00%
June 1, 2008 - June 30, 2008	0	0.00	00:00:00	0.00%	0.00%
% Change	100.00%	100.00%	0.00%	100.00%	100.00%
Dartford					
July 1, 2008 - July 31, 2008	1	2.00	00:00:17	0.00%	0.00%
June 1, 2008 - June 30, 2008	0	0.00	00:00:00	0.00%	0.00%
% Change	100.00%	100.00%	100.00%	0.00%	0.00%
Walton-le-Dale					
July 1, 2008 - July 31, 2008	1	1.00	00:00:00	100.00%	100.00%
June 1, 2008 - June 30, 2008	0	0.00	00:00:00	0.00%	0.00%
% Change	100.00%	100.00%	0.00%	100.00%	100.00%
Scunthorpe					
July 1, 2008 - July 31, 2008	1	1.00	00:00:00	0.00%	100.00%
June 1, 2008 - June 30, 2008	0	0.00	00:00:00	0.00%	0.00%
% Change	100.00%	100.00%	0.00%	0.00%	100.00%
Little Chalfont					
July 1, 2008 - July 31, 2008	1	1.00	00:00:00	100.00%	100.00%
June 1, 2008 - June 30, 2008	0	0.00	00:00:00	0.00%	0.00%
% Change	100.00%	100.00%	0.00%	100.00%	100.00%
1 - 25 of 97					

All Traffic Sources



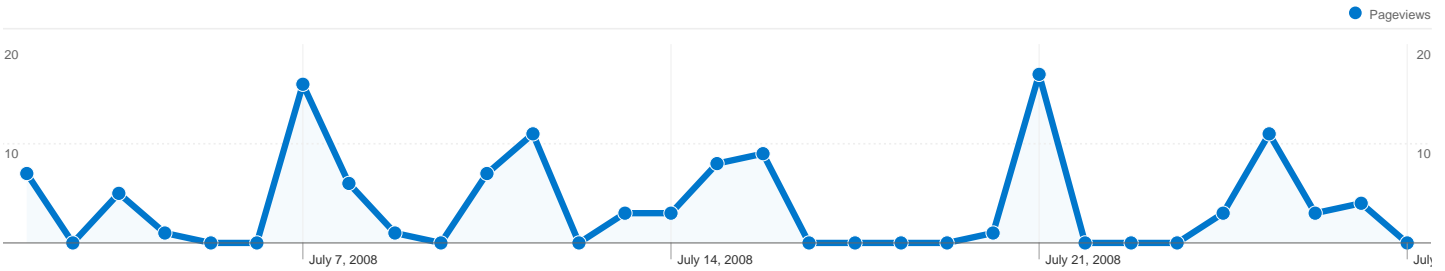
All traffic sources sent 228 visits via 15 sources and mediums

Site Usage

Source/Medium	Visits	Pages/Visit	Avg. Time on Site	% New Visits	Bounce Rate
Summary Metrics: Visits: 228 (Previous: 240 (-5.00%)) Pages/Visit: 2.73 (Previous: 2.72 (0.43%)) Avg. Time on Site: 00:02:29 (Previous: 00:02:30 (-1.19%)) % New Visits: 71.49% (Previous: 70.42% (1.53%)) Bounce Rate: 48.25% (Previous: 45.83% (5.26%))					
google / organic					
July 1, 2008 - July 31, 2008	122	2.66	00:02:15	79.51%	58.20%
June 1, 2008 - June 30, 2008	117	2.26	00:02:07	75.21%	53.85%
% Change	4.27%	17.25%	6.75%	5.71%	8.08%
educationleeds.co.uk / referral					
July 1, 2008 - July 31, 2008	80	3.20	00:03:32	63.75%	27.50%
June 1, 2008 - June 30, 2008	81	3.35	00:02:58	71.60%	32.10%
% Change	-1.23%	-4.35%	19.41%	-10.97%	-14.33%
leedscommunities.org / referral					
July 1, 2008 - July 31, 2008	9	1.67	00:00:19	11.11%	66.67%
June 1, 2008 - June 30, 2008	0	0.00	00:00:00	0.00%	0.00%
% Change	100.00%	100.00%	100.00%	100.00%	100.00%
(direct) / (none)					
July 1, 2008 - July 31, 2008	8	1.38	00:00:07	62.50%	62.50%
June 1, 2008 - June 30, 2008	30	2.53	00:02:42	53.33%	46.67%
% Change	-73.33%	-45.72%	-95.98%	17.19%	33.93%
ask / organic					
July 1, 2008 - July 31, 2008	2	2.00	00:00:09	100.00%	50.00%
June 1, 2008 - June 30, 2008	0	0.00	00:00:00	0.00%	0.00%
% Change	100.00%	100.00%	100.00%	100.00%	100.00%
aol / organic					
July 1, 2008 - July 31, 2008	1	3.00	00:01:31	100.00%	0.00%

June 1, 2008 - June 30, 2008	1	2.00	00:00:05	100.00%	0.00%
% Change	0.00%	50.00%	1,720.00%	0.00%	0.00%
google.com / referral					
July 1, 2008 - July 31, 2008	1	1.00	00:00:00	100.00%	100.00%
June 1, 2008 - June 30, 2008	0	0.00	00:00:00	0.00%	0.00%
% Change	100.00%	100.00%	0.00%	100.00%	100.00%
images.google.com.sg / referral					
July 1, 2008 - July 31, 2008	1	1.00	00:00:00	100.00%	100.00%
June 1, 2008 - June 30, 2008	0	0.00	00:00:00	0.00%	0.00%
% Change	100.00%	100.00%	0.00%	100.00%	100.00%
images.google.lk / referral					
July 1, 2008 - July 31, 2008	1	1.00	00:00:00	100.00%	100.00%
June 1, 2008 - June 30, 2008	0	0.00	00:00:00	0.00%	0.00%
% Change	100.00%	100.00%	0.00%	100.00%	100.00%
search / organic					
July 1, 2008 - July 31, 2008	1	1.00	00:00:00	100.00%	100.00%
June 1, 2008 - June 30, 2008	2	9.00	00:05:30	100.00%	50.00%
% Change	-50.00%	-88.89%	-100.00%	0.00%	100.00%
tiscali.co.uk / referral					
July 1, 2008 - July 31, 2008	1	1.00	00:00:00	100.00%	100.00%
June 1, 2008 - June 30, 2008	0	0.00	00:00:00	0.00%	0.00%
% Change	100.00%	100.00%	0.00%	100.00%	100.00%
yahoo / organic					
July 1, 2008 - July 31, 2008	1	5.00	00:01:08	100.00%	0.00%
June 1, 2008 - June 30, 2008	5	3.00	00:04:19	80.00%	60.00%
% Change	-80.00%	66.67%	-73.77%	25.00%	-100.00%
freewebs.com / referral					
July 1, 2008 - July 31, 2008	0	0.00	00:00:00	0.00%	0.00%
June 1, 2008 - June 30, 2008	2	1.00	00:00:00	0.00%	100.00%
% Change	-100.00%	-100.00%	0.00%	0.00%	-100.00%
images.google.co.uk / referral					
July 1, 2008 - July 31, 2008	0	0.00	00:00:00	0.00%	0.00%
June 1, 2008 - June 30, 2008	1	3.00	00:00:59	0.00%	0.00%
% Change	-100.00%	-100.00%	-100.00%	0.00%	0.00%
live / organic					
July 1, 2008 - July 31, 2008	0	0.00	00:00:00	0.00%	0.00%

June 1, 2008 - June 30, 2008	1	1.00	00:00:00	0.00%	100.00%
% Change	-100.00%	-100.00%	0.00%	0.00%	-100.00%
					1 - 15 of 15



This page was viewed 116 times via 30 keywords

Content Performance

Pageviews	Unique Pageviews	Time on Page	Bounce Rate	% Exit	\$ Index	
116 Previous: 164 (-29.27%)	90 Previous: 128 (-29.69%)	00:00:54 Previous: 00:01:40 (-45.76%)	15.38% Previous: 28.00% (-45.05%)	22.41% Previous: 31.10% (-27.92%)	\$0.00 Previous: \$0.00 (0.00%)	
Keyword	Pageviews	Unique Pageviews	Time on Page	Bounce Rate	% Exit	\$ Index
parent partnership leads						
July 1, 2008 - July 31, 2008	21	19	00:01:12	16.67%	28.57%	\$0.00
June 1, 2008 - June 30, 2008	23	16	00:00:36	0.00%	17.39%	\$0.00
% Change	-8.70%	18.75%	100.40%	100.00%	64.29%	0.00%
parent partnership service leads						
July 1, 2008 - July 31, 2008	21	17	00:01:31	0.00%	14.29%	\$0.00
June 1, 2008 - June 30, 2008	7	5	00:00:37	50.00%	28.57%	\$0.00
% Change	200.00%	240.00%	148.04%	-100.00%	-50.00%	0.00%
leeds parent partnership						
July 1, 2008 - July 31, 2008	19	16	00:00:40	0.00%	21.05%	\$0.00
June 1, 2008 - June 30, 2008	49	40	00:01:11	13.33%	28.57%	\$0.00
% Change	-61.22%	-60.00%	-43.22%	-100.00%	-26.32%	0.00%
parent partnership						
July 1, 2008 - July 31, 2008	15	10	00:00:41	33.33%	20.00%	\$0.00
June 1, 2008 - June 30, 2008	2	2	00:00:00	100.00%	100.00%	\$0.00
% Change	650.00%	400.00%	100.00%	-66.67%	-80.00%	0.00%
leeds parents						
July 1, 2008 - July 31, 2008	9	4	00:00:37	0.00%	11.11%	\$0.00
June 1, 2008 - June 30, 2008	0	0	00:00:00	0.00%	0.00%	\$0.00
% Change	100.00%	100.00%	100.00%	0.00%	100.00%	0.00%
parent partnership and leads						

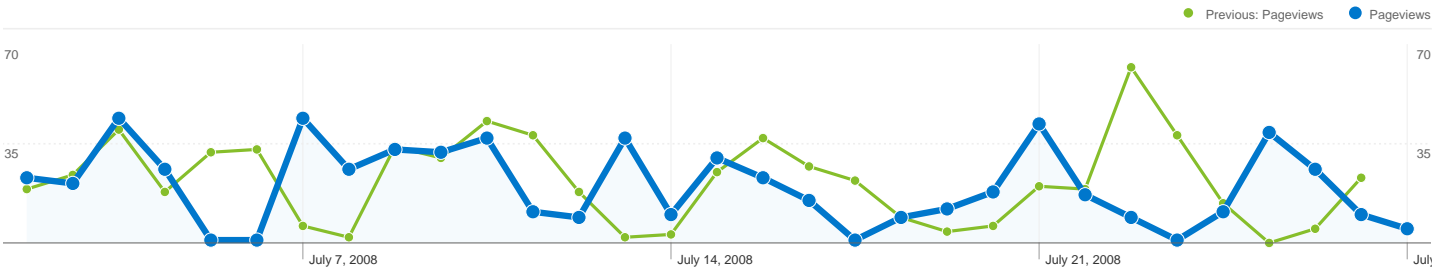
July 1, 2008 - July 31, 2008	9	6	00:00:28	0.00%	11.11%	\$0.00
June 1, 2008 - June 30, 2008	0	0	00:00:00	0.00%	0.00%	\$0.00
% Change	100.00%	100.00%	100.00%	0.00%	100.00%	0.00%
leeds parent partnership						
July 1, 2008 - July 31, 2008	5	4	00:01:39	0.00%	20.00%	\$0.00
June 1, 2008 - June 30, 2008	0	0	00:00:00	0.00%	0.00%	\$0.00
% Change	100.00%	100.00%	100.00%	0.00%	100.00%	0.00%
parent partnership website						
July 1, 2008 - July 31, 2008	5	4	00:00:17	0.00%	20.00%	\$0.00
June 1, 2008 - June 30, 2008	0	0	00:00:00	0.00%	0.00%	\$0.00
% Change	100.00%	100.00%	100.00%	0.00%	100.00%	0.00%
tenants hall leads						
July 1, 2008 - July 31, 2008	5	4	00:00:11	0.00%	40.00%	\$0.00
June 1, 2008 - June 30, 2008	0	0	00:00:00	0.00%	0.00%	\$0.00
% Change	100.00%	100.00%	100.00%	0.00%	100.00%	0.00%
parent partnership services						
July 1, 2008 - July 31, 2008	3	2	00:00:20	0.00%	33.33%	\$0.00
June 1, 2008 - June 30, 2008	0	0	00:00:00	0.00%	0.00%	\$0.00
% Change	100.00%	100.00%	100.00%	0.00%	100.00%	0.00%
leeds legal volunteering						
July 1, 2008 - July 31, 2008	2	2	00:00:15	0.00%	50.00%	\$0.00
June 1, 2008 - June 30, 2008	0	0	00:00:00	0.00%	0.00%	\$0.00
% Change	100.00%	100.00%	100.00%	0.00%	100.00%	0.00%
leeds parent partnership leads						
July 1, 2008 - July 31, 2008	1	1	00:00:00	100.00%	100.00%	\$0.00
June 1, 2008 - June 30, 2008	0	0	00:00:00	0.00%	0.00%	\$0.00
% Change	100.00%	100.00%	0.00%	100.00%	100.00%	0.00%
parent partnership. leeds						
July 1, 2008 - July 31, 2008	1	1	00:00:00	100.00%	100.00%	\$0.00
June 1, 2008 - June 30, 2008	0	0	00:00:00	0.00%	0.00%	\$0.00
% Change	100.00%	100.00%	0.00%	100.00%	100.00%	0.00%
blenhiem centre leads						
July 1, 2008 - July 31, 2008	0	0	00:00:00	0.00%	0.00%	\$0.00
June 1, 2008 - June 30, 2008	9	5	00:02:36	0.00%	11.11%	\$0.00
% Change	-100.00%	-100.00%	-100.00%	0.00%	-100.00%	0.00%
education.pps@educationleeds.co.uk						

July 1, 2008 - July 31, 2008	0	0	00:00:00	0.00%	0.00%	\$0.00
June 1, 2008 - June 30, 2008	7	2	00:01:23	0.00%	14.29%	\$0.00
% Change	-100.00%	-100.00%	-100.00%	0.00%	-100.00%	0.00%
home education leads						
July 1, 2008 - July 31, 2008	0	0	00:00:00	0.00%	0.00%	\$0.00
June 1, 2008 - June 30, 2008	2	2	00:00:14	0.00%	50.00%	\$0.00
% Change	-100.00%	-100.00%	-100.00%	0.00%	-100.00%	0.00%
leeds parent partnership leaflet						
July 1, 2008 - July 31, 2008	0	0	00:00:00	0.00%	0.00%	\$0.00
June 1, 2008 - June 30, 2008	1	1	00:00:00	0.00%	100.00%	\$0.00
% Change	-100.00%	-100.00%	0.00%	0.00%	-100.00%	0.00%
leeds parent partnership service						
July 1, 2008 - July 31, 2008	0	0	00:00:00	0.00%	0.00%	\$0.00
June 1, 2008 - June 30, 2008	15	13	00:02:55	50.00%	40.00%	\$0.00
% Change	-100.00%	-100.00%	-100.00%	-100.00%	-100.00%	0.00%
leeds parents centre						
July 1, 2008 - July 31, 2008	0	0	00:00:00	0.00%	0.00%	\$0.00
June 1, 2008 - June 30, 2008	1	1	00:00:00	100.00%	100.00%	\$0.00
% Change	-100.00%	-100.00%	0.00%	-100.00%	-100.00%	0.00%
leeds parents partnership						
July 1, 2008 - July 31, 2008	0	0	00:00:00	0.00%	0.00%	\$0.00
June 1, 2008 - June 30, 2008	2	2	00:00:05	0.00%	50.00%	\$0.00
% Change	-100.00%	-100.00%	-100.00%	0.00%	-100.00%	0.00%
leedsparentpartnership						
July 1, 2008 - July 31, 2008	0	0	00:00:00	0.00%	0.00%	\$0.00
June 1, 2008 - June 30, 2008	3	3	00:00:18	50.00%	66.67%	\$0.00
% Change	-100.00%	-100.00%	-100.00%	-100.00%	-100.00%	0.00%
parent partnership homepage						
July 1, 2008 - July 31, 2008	0	0	00:00:00	0.00%	0.00%	\$0.00
June 1, 2008 - June 30, 2008	1	1	00:00:00	100.00%	100.00%	\$0.00
% Change	-100.00%	-100.00%	0.00%	-100.00%	-100.00%	0.00%
parent partnership service						
July 1, 2008 - July 31, 2008	0	0	00:00:00	0.00%	0.00%	\$0.00
June 1, 2008 - June 30, 2008	7	7	00:06:41	50.00%	57.14%	\$0.00
% Change	-100.00%	-100.00%	-100.00%	-100.00%	-100.00%	0.00%
parent partnership service lead						

July 1, 2008 - July 31, 2008	0	0	00:00:00	0.00%	0.00%	\$0.00
June 1, 2008 - June 30, 2008	2	2	00:00:15	0.00%	50.00%	\$0.00
% Change	-100.00%	-100.00%	-100.00%	0.00%	-100.00%	0.00%
parent partnership service, leeds						
July 1, 2008 - July 31, 2008	0	0	00:00:00	0.00%	0.00%	\$0.00
June 1, 2008 - June 30, 2008	11	6	00:02:58	0.00%	18.18%	\$0.00
% Change	-100.00%	-100.00%	-100.00%	0.00%	-100.00%	0.00%
						1 - 25 of 30

Content Overview


Jul 1, 2008 - Jul 31, 2008
 Comparing to: Jun 1, 2008 - Jun 30, 2008



Pages on this site were viewed a total of 623 times

 **623 Pageviews**
 Previous: 653 (-4.59%)

 **495 Unique Views**
 Previous: 510 (-2.94%)

 **48.25% Bounce Rate**
 Previous: 45.83% (5.26%)

Top Content

Pages	Pageviews	% Pageviews
/		
Jul 1, 2008 - Jul 31, 2008	135	21.67%
Jun 1, 2008 - Jun 30, 2008	197	30.17%
% Change	-31.47%	-31.47%
/staff		
Jul 1, 2008 - Jul 31, 2008	75	12.04%
Jun 1, 2008 - Jun 30, 2008	61	9.34%
% Change	22.95%	22.95%
/advice-information/special-educational-needs/		
Jul 1, 2008 - Jul 31, 2008	69	11.08%
Jun 1, 2008 - Jun 30, 2008	59	9.04%
% Change	16.95%	16.95%
/advice-information/choice-advice-service/		
Jul 1, 2008 - Jul 31, 2008	60	9.63%
Jun 1, 2008 - Jun 30, 2008	47	7.20%
% Change	27.66%	27.66%
/jargon-buster/		
Jul 1, 2008 - Jul 31, 2008	57	9.15%

Jun 1, 2008 - Jun 30, 2008	44	6.74%
% Change	29.55%	29.55%