

Site Usage

348 Visits

Previous: 185 (88.11%)

43.97% Bounce Rate

Previous: 50.81% (-13.47%)

1,167 Pageviews

Previous: 522 (123.56%)

00:03:30 Avg. Time on Site

Previous: 00:02:27 (42.50%)

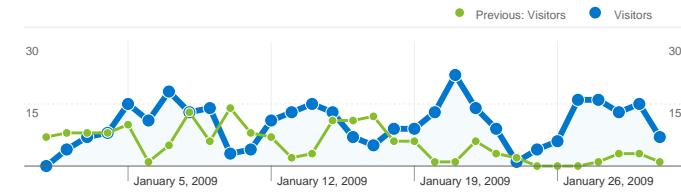
3.35 Pages/Visit

Previous: 2.82 (18.85%)

72.13% % New Visits

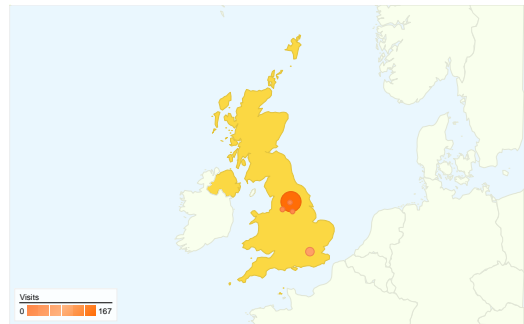
Previous: 76.22% (-5.37%)

Visitors Overview

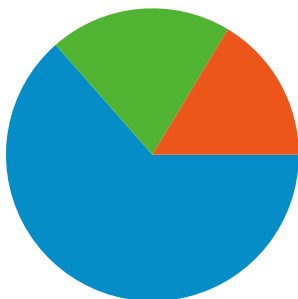


Visitors
283

Map Overlay GB



Traffic Sources Overview

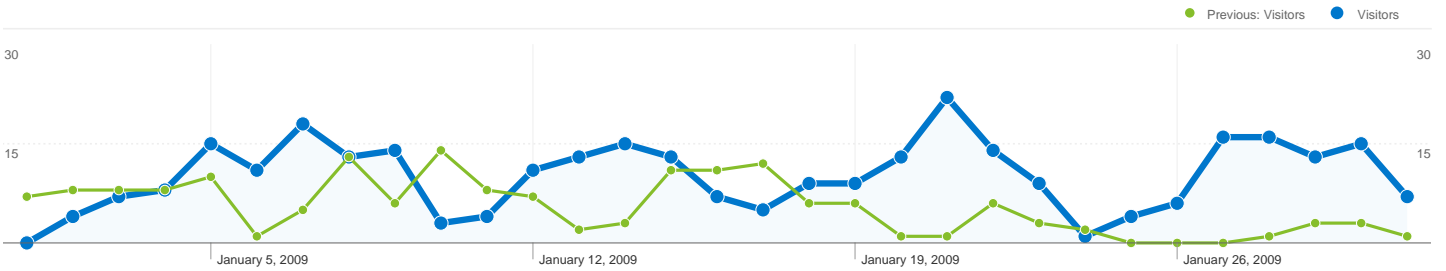


- **Search Engines**
221.00 (63.51%)
- **Referring Sites**
70.00 (20.11%)
- **Direct Traffic**
57.00 (16.38%)

Entrance Keywords: /		
Keyword	Pageviews	% visits
leeds parent partnership		
Jan 1, 2009 - Jan 31, 2009	81	35.53%
Dec 1, 2008 - Dec 31, 2008	17	13.08%
% Change	376.47%	376.47%
parent partnership leeds		
Jan 1, 2009 - Jan 31, 2009	46	20.18%
Dec 1, 2008 - Dec 31, 2008	45	34.62%
% Change	2.22%	2.22%
leeds parent partnership service		
Jan 1, 2009 - Jan 31, 2009	13	5.70%
Dec 1, 2008 - Dec 31, 2008	2	1.54%
% Change	550.00%	550.00%
leeds parents partnership logo		
Jan 1, 2009 - Jan 31, 2009	13	5.70%
Dec 1, 2008 - Dec 31, 2008	0	0.00%
% Change	100.00%	100.00%
parent partnership		
Jan 1, 2009 - Jan 31, 2009	13	5.70%
Dec 1, 2008 - Dec 31, 2008	0	0.00%
% Change	100.00%	100.00%

All Traffic Sources		
Source/Medium	Visits	% visits
google / organic		
Jan 1, 2009 - Jan 31, 2009	193	55.46%
Dec 1, 2008 - Dec 31, 2008	104	56.22%
% Change	85.58%	85.58%
educationleeds.co.uk / referral		
Jan 1, 2009 - Jan 31, 2009	61	17.53%
Dec 1, 2008 - Dec 31, 2008	36	19.46%
% Change	69.44%	69.44%
(direct) / (none)		
Jan 1, 2009 - Jan 31, 2009	57	16.38%
Dec 1, 2008 - Dec 31, 2008	16	8.65%
% Change	256.25%	256.25%
yahoo / organic		
Jan 1, 2009 - Jan 31, 2009	10	2.87%
Dec 1, 2008 - Dec 31, 2008	6	3.24%
% Change	66.67%	66.67%
search / organic		
Jan 1, 2009 - Jan 31, 2009	6	1.72%
Dec 1, 2008 - Dec 31, 2008	1	0.54%
% Change	500.00%	500.00%

Content Overview		
Pages	Pageviews	% Pageviews
/		
Jan 1, 2009 - Jan 31, 2009	270	23.14%
Dec 1, 2008 - Dec 31, 2008	120	22.99%
% Change	125.00%	125.00%
/staff		
Jan 1, 2009 - Jan 31, 2009	146	12.51%
Dec 1, 2008 - Dec 31, 2008	60	11.49%
% Change	143.33%	143.33%
/advice-information/special-educational-needs/		
Jan 1, 2009 - Jan 31, 2009	103	8.83%
Dec 1, 2008 - Dec 31, 2008	31	5.94%
% Change	232.26%	232.26%
/guidance-downloads/		
Jan 1, 2009 - Jan 31, 2009	96	8.23%
Dec 1, 2008 - Dec 31, 2008	63	12.07%
% Change	52.38%	52.38%
/advice-information/choice-advice-service/		
Jan 1, 2009 - Jan 31, 2009	86	7.37%
Dec 1, 2008 - Dec 31, 2008	42	8.05%
% Change	104.76%	104.76%



283 people visited this site

 **348 Visits**

Previous: 185 (88.11%)

 **283 Absolute Unique Visitors**

Previous: 153 (84.97%)

 **1,167 Pageviews**


Previous: 522 (123.56%)

 **3.35 Average Pageviews**


Previous: 2.82 (18.85%)

 **00:03:30 Time on Site**

Previous: 00:02:27 (42.50%)

 **43.97% Bounce Rate**

Previous: 50.81% (-13.47%)

 **72.13% New Visits**

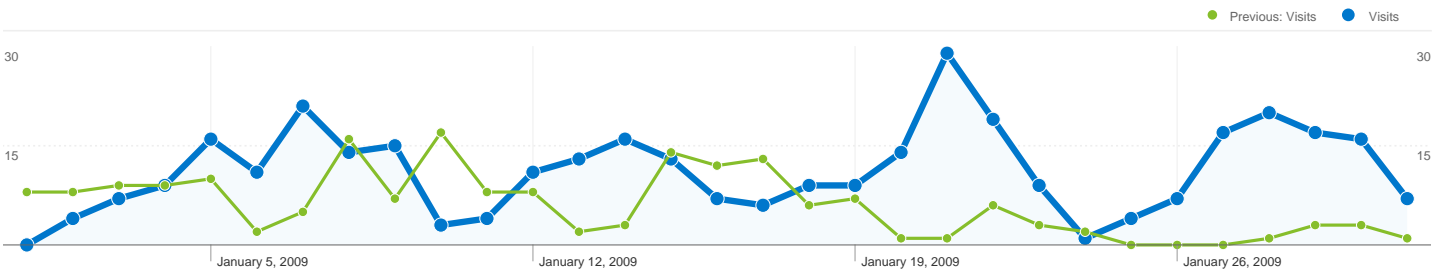
Previous: 76.22% (-5.37%)

Technical Profile




Browser	Visits	% visits	Connection Speed	Visits	% visits
Internet Explorer			Unknown		
Jan 1, 2009 - Jan 31, 2009	285	81.90%	Jan 1, 2009 - Jan 31, 2009	149	42.82%
Dec 1, 2008 - Dec 31, 2008	146	78.92%	Dec 1, 2008 - Dec 31, 2008	69	37.30%
% Change	95.21%	95.21%	% Change	115.94%	115.94%
Firefox			DSL		
Jan 1, 2009 - Jan 31, 2009	46	13.22%	Jan 1, 2009 - Jan 31, 2009	91	26.15%
Dec 1, 2008 - Dec 31, 2008	32	17.30%	Dec 1, 2008 - Dec 31, 2008	74	40.00%
% Change	43.75%	43.75%	% Change	22.97%	22.97%

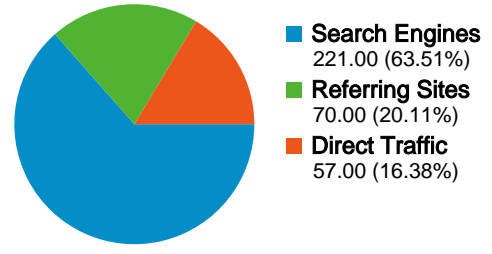
Safari		
Jan 1, 2009 - Jan 31, 2009	14	4.02%
Dec 1, 2008 - Dec 31, 2008	5	2.70%
% Change	180.00%	180.00%
Opera		
Jan 1, 2009 - Jan 31, 2009	2	0.57%
Dec 1, 2008 - Dec 31, 2008	0	0.00%
% Change	100.00%	100.00%
Camino		
Jan 1, 2009 - Jan 31, 2009	1	0.29%
Dec 1, 2008 - Dec 31, 2008	0	0.00%
% Change	100.00%	100.00%

Cable		
Jan 1, 2009 - Jan 31, 2009	70	20.11%
Dec 1, 2008 - Dec 31, 2008	28	15.14%
% Change	150.00%	150.00%
Dialup		
Jan 1, 2009 - Jan 31, 2009	17	4.89%
Dec 1, 2008 - Dec 31, 2008	3	1.62%
% Change	466.67%	466.67%
T1		
Jan 1, 2009 - Jan 31, 2009	15	4.31%
Dec 1, 2008 - Dec 31, 2008	9	4.86%
% Change	66.67%	66.67%



All traffic sources sent a total of 348 visits

-  **16.38% Direct Traffic**
 Previous: 8.65% (89.39%)
-  **20.11% Referring Sites**
 Previous: 28.11% (-28.44%)
-  **63.51% Search Engines**
 Previous: 63.24% (0.42%)



Top Traffic Sources

Sources	Visits	% visits
google (organic)		
Jan 1, 2009 - Jan 31, 2009	193	55.46%
Dec 1, 2008 - Dec 31, 2008	104	56.22%
% Change	85.58%	85.58%
educationleeds.co.uk (referral)		
Jan 1, 2009 - Jan 31, 2009	61	17.53%
Dec 1, 2008 - Dec 31, 2008	36	19.46%
% Change	69.44%	69.44%
(direct) ((none))		
Jan 1, 2009 - Jan 31, 2009	57	16.38%
Dec 1, 2008 - Dec 31, 2008	16	8.65%
% Change	256.25%	256.25%
yahoo (organic)		
Jan 1, 2009 - Jan 31, 2009	10	2.87%
Dec 1, 2008 - Dec 31, 2008	6	3.24%
% Change	66.67%	66.67%
search (organic)		

Keywords	Visits	% visits
leeds parent partnership		
Jan 1, 2009 - Jan 31, 2009	23	10.41%
Dec 1, 2008 - Dec 31, 2008	9	7.69%
% Change	155.56%	155.56%
parent partnership leads		
Jan 1, 2009 - Jan 31, 2009	17	7.69%
Dec 1, 2008 - Dec 31, 2008	9	7.69%
% Change	88.89%	88.89%
leeds inclusive learning strategy		
Jan 1, 2009 - Jan 31, 2009	6	2.71%
Dec 1, 2008 - Dec 31, 2008	5	4.27%
% Change	20.00%	20.00%
leeds parent partnership service		
Jan 1, 2009 - Jan 31, 2009	6	2.71%
Dec 1, 2008 - Dec 31, 2008	1	0.85%
% Change	500.00%	500.00%
exclusion help for parents in leeds		

Jan 1, 2009 - Jan 31, 2009	6	1.72%
Dec 1, 2008 - Dec 31, 2008	1	0.54%
% Change	500.00%	500.00%

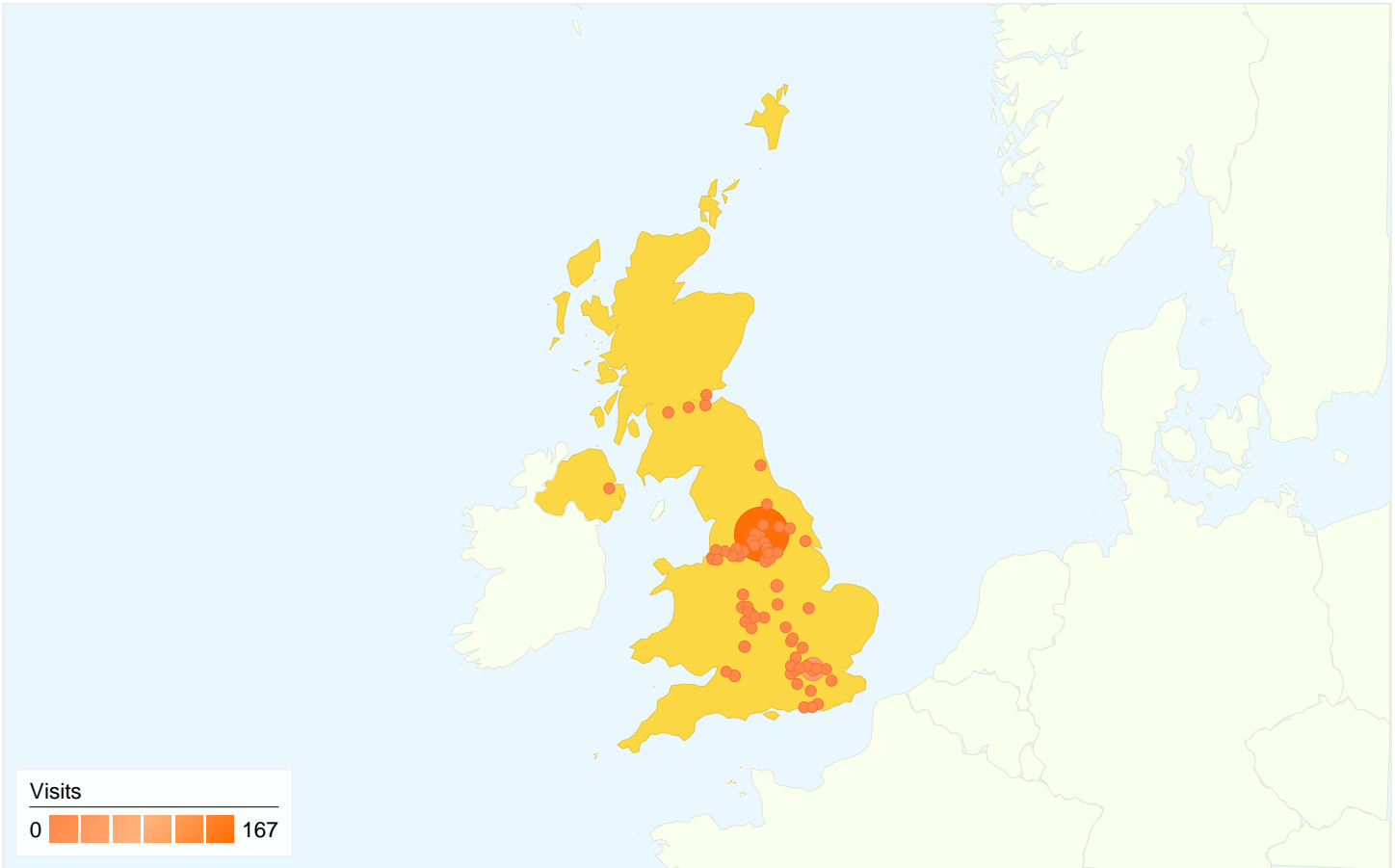
Jan 1, 2009 - Jan 31, 2009	5	2.26%
Dec 1, 2008 - Dec 31, 2008	0	0.00%
% Change	100.00%	100.00%

Country/Territory Detail:

United Kingdom

Jan 1, 2009 - Jan 31, 2009

Comparing to: Dec 1, 2008 - Dec 31, 2008



This country/territory sent 332 visits via 72 cities

Site Usage

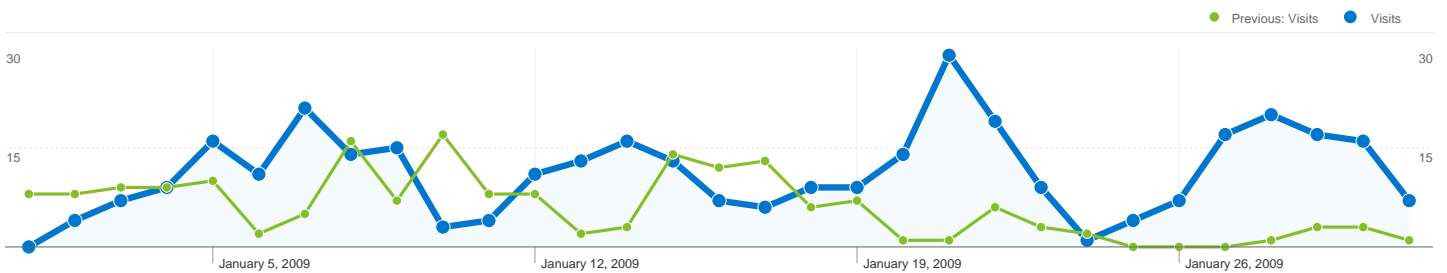
Visits	Pages/Visit	Avg. Time on Site	% New Visits	Bounce Rate	
332 Previous: 179 (85.47%)	3.45 Previous: 2.85 (20.91%)	00:03:38 Previous: 00:02:31 (44.88%)	70.78% Previous: 75.98% (-6.84%)	41.87% Previous: 50.28% (-16.73%)	
City	Visits	Pages/Visit	Avg. Time on Site	% New Visits	Bounce Rate
Leeds					
January 1, 2009 - January 31, 2009	167	3.83	00:04:12	61.08%	38.92%
December 1, 2008 - December 31, 2008	53	4.00	00:04:36	69.81%	41.51%
% Change	215.09%	-4.19%	-8.62%	-12.51%	-6.23%
London					
January 1, 2009 - January 31, 2009	47	2.91	00:02:40	80.85%	48.94%
December 1, 2008 - December 31, 2008	42	1.95	00:01:30	73.81%	47.62%
% Change	11.90%	49.30%	76.35%	9.54%	2.77%
Manchester					

January 1, 2009 - January 31, 2009	9	6.67	00:04:46	88.89%	33.33%
December 1, 2008 - December 31, 2008	10	2.70	00:01:12	90.00%	60.00%
% Change	-10.00%	146.91%	296.58%	-1.23%	-44.44%
Pudsey					
January 1, 2009 - January 31, 2009	7	2.14	00:03:54	100.00%	42.86%
December 1, 2008 - December 31, 2008	3	7.67	00:12:35	100.00%	33.33%
% Change	133.33%	-72.05%	-69.08%	0.00%	28.57%
Sheffield					
January 1, 2009 - January 31, 2009	7	3.43	00:08:19	85.71%	0.00%
December 1, 2008 - December 31, 2008	9	1.56	00:01:26	88.89%	66.67%
% Change	-22.22%	120.41%	481.99%	-3.57%	-100.00%
Nottingham					
January 1, 2009 - January 31, 2009	6	5.83	00:06:13	66.67%	0.00%
December 1, 2008 - December 31, 2008	1	2.00	00:00:43	100.00%	0.00%
% Change	500.00%	191.67%	767.05%	-33.33%	0.00%
Lambeth					
January 1, 2009 - January 31, 2009	6	2.17	00:03:37	83.33%	33.33%
December 1, 2008 - December 31, 2008	1	1.00	00:00:00	100.00%	100.00%
% Change	500.00%	116.67%	100.00%	-16.67%	-66.67%
Cleckheaton					
January 1, 2009 - January 31, 2009	5	3.00	00:01:27	20.00%	60.00%
December 1, 2008 - December 31, 2008	0	0.00	00:00:00	0.00%	0.00%
% Change	100.00%	100.00%	100.00%	100.00%	100.00%
Oldham					
January 1, 2009 - January 31, 2009	5	2.20	00:00:33	80.00%	60.00%
December 1, 2008 - December 31, 2008	0	0.00	00:00:00	0.00%	0.00%
% Change	100.00%	100.00%	100.00%	100.00%	100.00%
Batley					
January 1, 2009 - January 31, 2009	5	3.00	00:01:50	60.00%	60.00%
December 1, 2008 - December 31, 2008	1	1.00	00:00:00	100.00%	100.00%
% Change	400.00%	200.00%	100.00%	-40.00%	-40.00%
Rotherham					
January 1, 2009 - January 31, 2009	5	2.80	00:03:30	80.00%	60.00%
December 1, 2008 - December 31, 2008	2	8.00	00:13:07	50.00%	0.00%
% Change	150.00%	-65.00%	-73.32%	60.00%	100.00%
(not set)					

January 1, 2009 - January 31, 2009	4	5.00	00:06:19	100.00%	50.00%
December 1, 2008 - December 31, 2008	0	0.00	00:00:00	0.00%	0.00%
% Change	100.00%	100.00%	100.00%	100.00%	100.00%
Wolverhampton					
January 1, 2009 - January 31, 2009	4	3.00	00:07:26	75.00%	25.00%
December 1, 2008 - December 31, 2008	0	0.00	00:00:00	0.00%	0.00%
% Change	100.00%	100.00%	100.00%	100.00%	100.00%
Shipley					
January 1, 2009 - January 31, 2009	4	2.50	00:01:03	75.00%	25.00%
December 1, 2008 - December 31, 2008	2	2.00	00:00:21	50.00%	50.00%
% Change	100.00%	25.00%	204.88%	50.00%	-50.00%
Bath					
January 1, 2009 - January 31, 2009	3	2.67	00:00:56	0.00%	0.00%
December 1, 2008 - December 31, 2008	4	2.50	00:00:19	50.00%	0.00%
% Change	-25.00%	6.67%	202.70%	-100.00%	0.00%
Cheltenham					
January 1, 2009 - January 31, 2009	3	1.33	00:00:28	66.67%	66.67%
December 1, 2008 - December 31, 2008	1	5.00	00:02:55	100.00%	0.00%
% Change	200.00%	-73.33%	-84.00%	-33.33%	100.00%
Slough					
January 1, 2009 - January 31, 2009	3	2.67	00:00:50	66.67%	33.33%
December 1, 2008 - December 31, 2008	1	1.00	00:00:00	100.00%	100.00%
% Change	200.00%	166.67%	100.00%	-33.33%	-66.67%
Halifax					
January 1, 2009 - January 31, 2009	2	5.50	00:16:02	100.00%	50.00%
December 1, 2008 - December 31, 2008	0	0.00	00:00:00	0.00%	0.00%
% Change	100.00%	100.00%	100.00%	100.00%	100.00%
Wakefield					
January 1, 2009 - January 31, 2009	2	7.50	00:04:42	50.00%	0.00%
December 1, 2008 - December 31, 2008	1	4.00	00:04:17	100.00%	0.00%
% Change	100.00%	87.50%	9.53%	-50.00%	0.00%
Salford					
January 1, 2009 - January 31, 2009	2	2.50	00:01:20	100.00%	0.00%
December 1, 2008 - December 31, 2008	1	1.00	00:00:00	100.00%	100.00%
% Change	100.00%	150.00%	100.00%	0.00%	-100.00%
Bletchley					

January 1, 2009 - January 31, 2009	2	1.00	00:00:00	50.00%	100.00%
December 1, 2008 - December 31, 2008	0	0.00	00:00:00	0.00%	0.00%
% Change	100.00%	100.00%	0.00%	100.00%	100.00%
Bracknell					
January 1, 2009 - January 31, 2009	2	3.00	00:04:01	100.00%	50.00%
December 1, 2008 - December 31, 2008	0	0.00	00:00:00	0.00%	0.00%
% Change	100.00%	100.00%	100.00%	100.00%	100.00%
Edinburgh					
January 1, 2009 - January 31, 2009	2	2.00	00:01:12	100.00%	50.00%
December 1, 2008 - December 31, 2008	1	1.00	00:00:00	100.00%	100.00%
% Change	100.00%	100.00%	100.00%	0.00%	-50.00%
Coventry					
January 1, 2009 - January 31, 2009	1	1.00	00:00:00	100.00%	100.00%
December 1, 2008 - December 31, 2008	0	0.00	00:00:00	0.00%	0.00%
% Change	100.00%	100.00%	0.00%	100.00%	100.00%
Newcastle upon Tyne					
January 1, 2009 - January 31, 2009	1	3.00	00:00:16	100.00%	0.00%
December 1, 2008 - December 31, 2008	0	0.00	00:00:00	0.00%	0.00%
% Change	100.00%	100.00%	100.00%	100.00%	0.00%
1 - 25 of 72					

All Traffic Sources



All traffic sources sent 348 visits via 21 sources and mediums

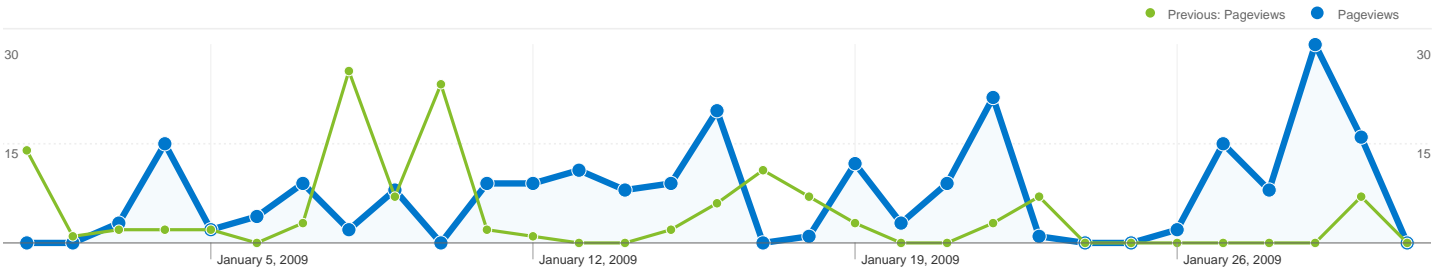
Site Usage

Source/Medium	Visits	Pages/Visit	Avg. Time on Site	% New Visits	Bounce Rate
Summary					
Visits 348 Previous: 185 (88.11%)	Pages/Visit 3.35 Previous: 2.82 (18.85%)	Avg. Time on Site 00:03:30 Previous: 00:02:27 (42.50%)	% New Visits 72.13% Previous: 76.22% (-5.37%)	Bounce Rate 43.97% Previous: 50.81% (-13.47%)	
Source/Medium	Visits	Pages/Visit	Avg. Time on Site	% New Visits	Bounce Rate
google / organic					
January 1, 2009 - January 31, 2009	193	2.50	00:02:06	73.06%	51.81%
December 1, 2008 - December 31, 2008	104	2.14	00:01:22	78.85%	61.54%
% Change	85.58%	16.47%	52.82%	-7.34%	-15.80%
educationleeds.co.uk / referral					
January 1, 2009 - January 31, 2009	61	4.36	00:04:11	78.69%	24.59%
December 1, 2008 - December 31, 2008	36	4.22	00:05:45	80.56%	27.78%
% Change	69.44%	3.28%	-27.33%	-2.32%	-11.48%
(direct) / (none)					
January 1, 2009 - January 31, 2009	57	5.18	00:07:32	54.39%	35.09%
December 1, 2008 - December 31, 2008	16	3.62	00:02:46	43.75%	25.00%
% Change	256.25%	42.77%	172.37%	24.31%	40.35%
yahoo / organic					
January 1, 2009 - January 31, 2009	10	3.00	00:02:53	90.00%	60.00%
December 1, 2008 - December 31, 2008	6	4.00	00:05:36	66.67%	33.33%
% Change	66.67%	-25.00%	-48.66%	35.00%	80.00%
search / organic					
January 1, 2009 - January 31, 2009	6	5.17	00:08:12	83.33%	50.00%
December 1, 2008 - December 31, 2008	1	1.00	00:00:00	100.00%	100.00%
% Change	500.00%	416.67%	100.00%	-16.67%	-50.00%
aol / organic					
January 1, 2009 - January 31, 2009	4	1.50	00:03:03	100.00%	75.00%

December 1, 2008 - December 31, 2008	1	1.00	00:00:00	100.00%	100.00%
% Change	300.00%	50.00%	100.00%	0.00%	-25.00%
msn / organic					
January 1, 2009 - January 31, 2009	4	6.00	00:03:47	75.00%	0.00%
December 1, 2008 - December 31, 2008	2	11.50	00:08:02	100.00%	0.00%
% Change	100.00%	-47.83%	-52.96%	-25.00%	0.00%
live / organic					
January 1, 2009 - January 31, 2009	3	4.67	00:04:31	66.67%	33.33%
December 1, 2008 - December 31, 2008	3	5.67	00:01:52	66.67%	0.00%
% Change	0.00%	-17.65%	141.96%	0.00%	100.00%
images.google.co.uk / referral					
January 1, 2009 - January 31, 2009	2	3.00	00:00:41	100.00%	0.00%
December 1, 2008 - December 31, 2008	0	0.00	00:00:00	0.00%	0.00%
% Change	100.00%	100.00%	100.00%	100.00%	0.00%
images.google.com / referral					
January 1, 2009 - January 31, 2009	2	1.00	00:00:00	100.00%	100.00%
December 1, 2008 - December 31, 2008	0	0.00	00:00:00	0.00%	0.00%
% Change	100.00%	100.00%	0.00%	100.00%	100.00%
ask / organic					
January 1, 2009 - January 31, 2009	1	2.00	00:02:05	100.00%	0.00%
December 1, 2008 - December 31, 2008	0	0.00	00:00:00	0.00%	0.00%
% Change	100.00%	100.00%	100.00%	100.00%	0.00%
images.google.no / referral					
January 1, 2009 - January 31, 2009	1	1.00	00:00:00	100.00%	100.00%
December 1, 2008 - December 31, 2008	0	0.00	00:00:00	0.00%	0.00%
% Change	100.00%	100.00%	0.00%	100.00%	100.00%
kerrmackie.leeds.sch.uk / referral					
January 1, 2009 - January 31, 2009	1	1.00	00:00:00	0.00%	100.00%
December 1, 2008 - December 31, 2008	4	1.75	00:00:38	100.00%	50.00%
% Change	-75.00%	-42.86%	-100.00%	-100.00%	100.00%
leedscommunities.org / referral					
January 1, 2009 - January 31, 2009	1	4.00	00:02:58	0.00%	0.00%
December 1, 2008 - December 31, 2008	6	1.00	00:00:00	66.67%	100.00%
% Change	-83.33%	300.00%	100.00%	-100.00%	-100.00%
mail.google.com / referral					
January 1, 2009 - January 31, 2009	1	1.00	00:00:00	100.00%	100.00%

December 1, 2008 - December 31, 2008	0	0.00	00:00:00	0.00%	0.00%
% Change	100.00%	100.00%	0.00%	100.00%	100.00%
search1.sky.com / referral					
January 1, 2009 - January 31, 2009	1	2.00	00:02:54	100.00%	0.00%
December 1, 2008 - December 31, 2008	0	0.00	00:00:00	0.00%	0.00%
% Change	100.00%	100.00%	100.00%	100.00%	0.00%
66.102.9.132 / referral					
January 1, 2009 - January 31, 2009	0	0.00	00:00:00	0.00%	0.00%
December 1, 2008 - December 31, 2008	1	1.00	00:00:00	100.00%	100.00%
% Change	-100.00%	-100.00%	0.00%	-100.00%	-100.00%
bramhope.leeds.sch.uk / referral					
January 1, 2009 - January 31, 2009	0	0.00	00:00:00	0.00%	0.00%
December 1, 2008 - December 31, 2008	1	1.00	00:00:00	100.00%	100.00%
% Change	-100.00%	-100.00%	0.00%	-100.00%	-100.00%
google.co.uk / referral					
January 1, 2009 - January 31, 2009	0	0.00	00:00:00	0.00%	0.00%
December 1, 2008 - December 31, 2008	1	1.00	00:00:00	100.00%	100.00%
% Change	-100.00%	-100.00%	0.00%	-100.00%	-100.00%
green-hosting.co.uk / referral					
January 1, 2009 - January 31, 2009	0	0.00	00:00:00	0.00%	0.00%
December 1, 2008 - December 31, 2008	2	1.50	00:00:08	50.00%	50.00%
% Change	-100.00%	-100.00%	-100.00%	-100.00%	-100.00%
search.mywebsearch.com / referral					
January 1, 2009 - January 31, 2009	0	0.00	00:00:00	0.00%	0.00%
December 1, 2008 - December 31, 2008	1	4.00	00:02:01	100.00%	0.00%
% Change	-100.00%	-100.00%	-100.00%	-100.00%	0.00%

1 - 21 of 21



This page was viewed 228 times via 31 keywords

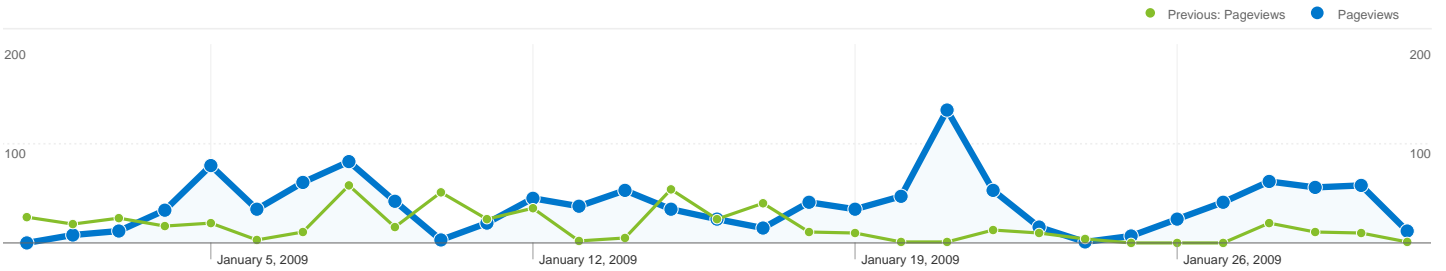
Content Performance

Pageviews 228 Previous: 130 (75.38%)	Unique Pageviews 183 Previous: 94 (94.68%)	Time on Page 00:01:05 Previous: 00:01:16 (-14.73%)	Bounce Rate 19.05% Previous: 22.86% (-16.67%)	% Exit 28.07% Previous: 27.69% (1.36%)	\$ Index \$0.00 Previous: \$0.00 (0.00%)	
Keyword	Pageviews	Unique Pageviews	Time on Page	Bounce Rate	% Exit	\$ Index
leeds parent partnership						
January 1, 2009 - January 31, 2009	81	60	00:01:11	21.05%	23.46%	\$0.00
December 1, 2008 - December 31, 2008	17	16	00:00:12	12.50%	47.06%	\$0.00
% Change	376.47%	275.00%	493.26%	68.42%	-50.15%	0.00%
parent partnership leads						
January 1, 2009 - January 31, 2009	46	44	00:00:33	18.75%	34.78%	\$0.00
December 1, 2008 - December 31, 2008	45	27	00:00:43	33.33%	20.00%	\$0.00
% Change	2.22%	62.96%	-24.54%	-43.75%	73.91%	0.00%
leeds parent partnership service						
January 1, 2009 - January 31, 2009	13	11	00:00:42	0.00%	23.08%	\$0.00
December 1, 2008 - December 31, 2008	2	2	00:00:43	0.00%	50.00%	\$0.00
% Change	550.00%	450.00%	-2.09%	0.00%	-53.85%	0.00%
leeds parents partnership logo						
January 1, 2009 - January 31, 2009	13	10	00:00:56	0.00%	7.69%	\$0.00
December 1, 2008 - December 31, 2008	0	0	00:00:00	0.00%	0.00%	\$0.00
% Change	100.00%	100.00%	100.00%	0.00%	100.00%	0.00%
parent partnership						
January 1, 2009 - January 31, 2009	13	7	00:00:49	50.00%	15.38%	\$0.00
December 1, 2008 - December 31, 2008	0	0	00:00:00	0.00%	0.00%	\$0.00
% Change	100.00%	100.00%	100.00%	100.00%	100.00%	0.00%
parent partnership, leads						

January 1, 2009 - January 31, 2009	12	5	00:00:09	0.00%	8.33%	\$0.00
December 1, 2008 - December 31, 2008	7	6	00:01:48	0.00%	14.29%	\$0.00
% Change	71.43%	-16.67%	-91.40%	0.00%	-41.67%	0.00%
leedsparentpartnership						
January 1, 2009 - January 31, 2009	8	6	00:03:02	0.00%	12.50%	\$0.00
December 1, 2008 - December 31, 2008	3	3	00:00:19	0.00%	33.33%	\$0.00
% Change	166.67%	100.00%	883.78%	0.00%	-62.50%	0.00%
leeds parents partnership						
January 1, 2009 - January 31, 2009	7	7	00:07:32	25.00%	57.14%	\$0.00
December 1, 2008 - December 31, 2008	0	0	00:00:00	0.00%	0.00%	\$0.00
% Change	100.00%	100.00%	100.00%	100.00%	100.00%	0.00%
attendance improvement officer leeds						
January 1, 2009 - January 31, 2009	5	5	00:00:14	0.00%	40.00%	\$0.00
December 1, 2008 - December 31, 2008	0	0	00:00:00	0.00%	0.00%	\$0.00
% Change	100.00%	100.00%	100.00%	0.00%	100.00%	0.00%
parent partnership service leeds						
January 1, 2009 - January 31, 2009	5	5	00:00:19	0.00%	40.00%	\$0.00
December 1, 2008 - December 31, 2008	1	1	00:00:00	100.00%	100.00%	\$0.00
% Change	400.00%	400.00%	100.00%	-100.00%	-60.00%	0.00%
www.leedsparentpartnership.co.uk						
January 1, 2009 - January 31, 2009	5	5	00:02:09	0.00%	20.00%	\$0.00
December 1, 2008 - December 31, 2008	2	2	00:00:05	0.00%	50.00%	\$0.00
% Change	150.00%	150.00%	2,470.00%	0.00%	-60.00%	0.00%
education leeds						
January 1, 2009 - January 31, 2009	2	2	00:01:29	0.00%	50.00%	\$0.00
December 1, 2008 - December 31, 2008	0	0	00:00:00	0.00%	0.00%	\$0.00
% Change	100.00%	100.00%	100.00%	0.00%	100.00%	0.00%
education leeds parent partnerships						
January 1, 2009 - January 31, 2009	2	2	00:00:48	0.00%	50.00%	\$0.00
December 1, 2008 - December 31, 2008	0	0	00:00:00	0.00%	0.00%	\$0.00
% Change	100.00%	100.00%	100.00%	0.00%	100.00%	0.00%
leeds "parent partnership"						
January 1, 2009 - January 31, 2009	2	2	00:00:07	0.00%	50.00%	\$0.00
December 1, 2008 - December 31, 2008	0	0	00:00:00	0.00%	0.00%	\$0.00
% Change	100.00%	100.00%	100.00%	0.00%	100.00%	0.00%
leeds education parents partnership						

January 1, 2009 - January 31, 2009	2	2	00:00:15	0.00%	50.00%	\$0.00
December 1, 2008 - December 31, 2008	0	0	00:00:00	0.00%	0.00%	\$0.00
% Change	100.00%	100.00%	100.00%	0.00%	100.00%	0.00%
leeds parent partnerships						
January 1, 2009 - January 31, 2009	2	2	00:01:01	0.00%	50.00%	\$0.00
December 1, 2008 - December 31, 2008	11	7	00:04:03	0.00%	18.18%	\$0.00
% Change	-81.82%	-71.43%	-74.91%	0.00%	175.00%	0.00%
leeds parenting						
January 1, 2009 - January 31, 2009	2	2	00:00:01	0.00%	50.00%	\$0.00
December 1, 2008 - December 31, 2008	0	0	00:00:00	0.00%	0.00%	\$0.00
% Change	100.00%	100.00%	100.00%	0.00%	100.00%	0.00%
leeds school dyslexia						
January 1, 2009 - January 31, 2009	2	1	00:02:30	0.00%	50.00%	\$0.00
December 1, 2008 - December 31, 2008	0	0	00:00:00	0.00%	0.00%	\$0.00
% Change	100.00%	100.00%	100.00%	0.00%	100.00%	0.00%
paren partnership leeds						
January 1, 2009 - January 31, 2009	2	2	00:00:04	0.00%	50.00%	\$0.00
December 1, 2008 - December 31, 2008	0	0	00:00:00	0.00%	0.00%	\$0.00
% Change	100.00%	100.00%	100.00%	0.00%	100.00%	0.00%
choice advice service leeds						
January 1, 2009 - January 31, 2009	1	0	00:00:00	0.00%	100.00%	\$0.00
December 1, 2008 - December 31, 2008	0	0	00:00:00	0.00%	0.00%	\$0.00
% Change	100.00%	0.00%	0.00%	0.00%	100.00%	0.00%
home education leeds						
January 1, 2009 - January 31, 2009	1	1	00:00:00	100.00%	100.00%	\$0.00
December 1, 2008 - December 31, 2008	0	0	00:00:00	0.00%	0.00%	\$0.00
% Change	100.00%	100.00%	0.00%	100.00%	100.00%	0.00%
parent partnership in leeds						
January 1, 2009 - January 31, 2009	1	1	00:00:00	100.00%	100.00%	\$0.00
December 1, 2008 - December 31, 2008	0	0	00:00:00	0.00%	0.00%	\$0.00
% Change	100.00%	100.00%	0.00%	100.00%	100.00%	0.00%
parent partnership service						
January 1, 2009 - January 31, 2009	1	1	00:00:00	100.00%	100.00%	\$0.00
December 1, 2008 - December 31, 2008	17	11	00:02:19	33.33%	17.65%	\$0.00
% Change	-94.12%	-90.91%	-100.00%	200.00%	466.67%	0.00%
children referral units leeds						

January 1, 2009 - January 31, 2009	0	0	00:00:00	0.00%	0.00%	\$0.00
December 1, 2008 - December 31, 2008	1	1	00:00:00	100.00%	100.00%	\$0.00
% Change	-100.00%	-100.00%	0.00%	-100.00%	-100.00%	0.00%
leeds parent partnership services						
January 1, 2009 - January 31, 2009	0	0	00:00:00	0.00%	0.00%	\$0.00
December 1, 2008 - December 31, 2008	2	2	00:00:11	0.00%	50.00%	\$0.00
% Change	-100.00%	-100.00%	-100.00%	0.00%	-100.00%	0.00%
						1 - 25 of 31




Pages on this site were viewed a total of 1,167 times

 **1,167 Pageviews**

Previous: 522 (123.56%)

 **830 Unique Views**

Previous: 383 (116.71%)

 **43.97% Bounce Rate**

Previous: 50.81% (-13.47%)

Top Content

Pages	Pageviews	% Pageviews
/		
Jan 1, 2009 - Jan 31, 2009	270	23.14%
Dec 1, 2008 - Dec 31, 2008	120	22.99%
% Change	125.00%	125.00%
/staff		
Jan 1, 2009 - Jan 31, 2009	146	12.51%
Dec 1, 2008 - Dec 31, 2008	60	11.49%
% Change	143.33%	143.33%
/advice-information/special-educational-needs/		
Jan 1, 2009 - Jan 31, 2009	103	8.83%
Dec 1, 2008 - Dec 31, 2008	31	5.94%
% Change	232.26%	232.26%
/guidance-downloads/		
Jan 1, 2009 - Jan 31, 2009	96	8.23%
Dec 1, 2008 - Dec 31, 2008	63	12.07%
% Change	52.38%	52.38%
/advice-information/choice-advice-service/		

Jan 1, 2009 - Jan 31, 2009	86	7.37%
Dec 1, 2008 - Dec 31, 2008	42	8.05%
% Change	104.76%	104.76%