

Site Usage

306 Visits

Previous: 348 (-12.07%)

44.12% Bounce Rate

Previous: 43.97% (0.35%)

1,027 Pageviews

Previous: 1,167 (-12.00%)

00:03:15 Avg. Time on Site

Previous: 00:03:30 (-7.24%)

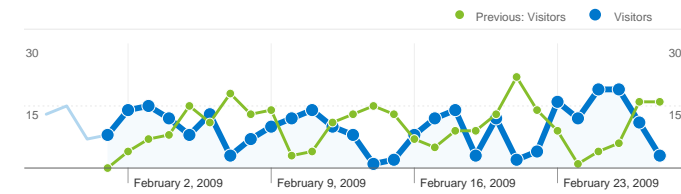
3.36 Pages/Visit

Previous: 3.35 (0.08%)

68.30% % New Visits

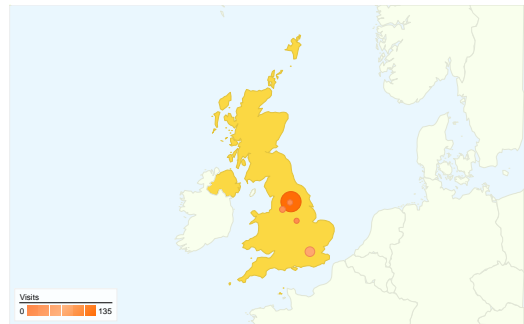
Previous: 72.13% (-5.30%)

Visitors Overview

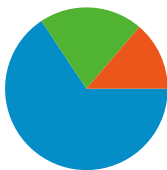


Visitors
242

Map Overlay GB



Traffic Sources Overview

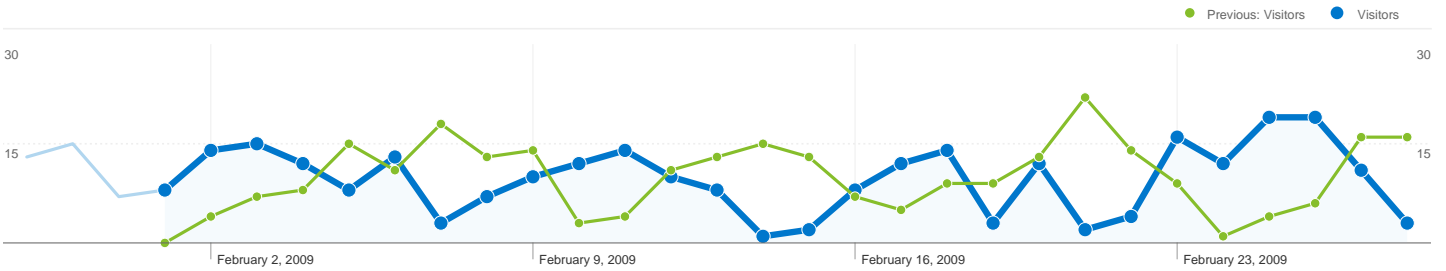


- **Search Engines**
201.00 (65.69%)
- **Referring Sites**
63.00 (20.59%)
- **Direct Traffic**
42.00 (13.73%)

Entrance Keywords: /		
Keyword	Pageviews	% visits
parent partnership leeds		
Feb 1, 2009 - Feb 28, 2009	87	27.62%
Jan 1, 2009 - Jan 31, 2009	46	20.18%
% Change	89.13%	36.89%
leeds parent partnership		
Feb 1, 2009 - Feb 28, 2009	68	21.59%
Jan 1, 2009 - Jan 31, 2009	81	35.53%
% Change	-16.05%	-39.24%
leeds parent partnership service		
Feb 1, 2009 - Feb 28, 2009	39	12.38%
Jan 1, 2009 - Jan 31, 2009	13	5.70%
% Change	200.00%	117.14%
leedsparentpartnership		
Feb 1, 2009 - Feb 28, 2009	24	7.62%
Jan 1, 2009 - Jan 31, 2009	8	3.51%
% Change	200.00%	117.14%
parent partnership service leeds		
Feb 1, 2009 - Feb 28, 2009	21	6.67%
Jan 1, 2009 - Jan 31, 2009	5	2.19%
% Change	320.00%	204.00%

All Traffic Sources		
Source/Medium	Visits	% visits
google / organic		
Feb 1, 2009 - Feb 28, 2009	178	58.17%
Jan 1, 2009 - Jan 31, 2009	193	55.46%
% Change	-7.77%	4.89%
educationleeds.co.uk / referral		
Feb 1, 2009 - Feb 28, 2009	53	17.32%
Jan 1, 2009 - Jan 31, 2009	61	17.53%
% Change	-13.11%	-1.19%
(direct) / (none)		
Feb 1, 2009 - Feb 28, 2009	42	13.73%
Jan 1, 2009 - Jan 31, 2009	57	16.38%
% Change	-26.32%	-16.20%
yahoo / organic		
Feb 1, 2009 - Feb 28, 2009	11	3.59%
Jan 1, 2009 - Jan 31, 2009	10	2.87%
% Change	10.00%	25.10%
msn / organic		
Feb 1, 2009 - Feb 28, 2009	6	1.96%
Jan 1, 2009 - Jan 31, 2009	4	1.15%
% Change	50.00%	70.59%

Content Overview		
Pages	Pageviews	% Pageviews
/		
Feb 1, 2009 - Feb 28, 2009	241	23.47%
Jan 1, 2009 - Jan 31, 2009	270	23.14%
% Change	-10.74%	1.43%
/guidance-downloads/		
Feb 1, 2009 - Feb 28, 2009	95	9.25%
Jan 1, 2009 - Jan 31, 2009	96	8.23%
% Change	-1.04%	12.45%
/staff		
Feb 1, 2009 - Feb 28, 2009	94	9.15%
Jan 1, 2009 - Jan 31, 2009	146	12.51%
% Change	-35.62%	-26.84%
/advice-information/special-educational-needs/		
Feb 1, 2009 - Feb 28, 2009	70	6.82%
Jan 1, 2009 - Jan 31, 2009	103	8.83%
% Change	-32.04%	-22.77%
/contact-us/		
Feb 1, 2009 - Feb 28, 2009	61	5.94%
Jan 1, 2009 - Jan 31, 2009	51	4.37%
% Change	19.61%	35.91%



242 people visited this site

 **306 Visits**

Previous: 348 (-12.07%)

 **242 Absolute Unique Visitors**


Previous: 283 (-14.49%)

 **1,027 Pageviews**


Previous: 1,167 (-12.00%)

 **3.36 Average Pageviews**


Previous: 3.35 (0.08%)

 **00:03:15 Time on Site**

Previous: 00:03:30 (-7.24%)

 **44.12% Bounce Rate**

Previous: 43.97% (0.35%)

 **68.30% New Visits**

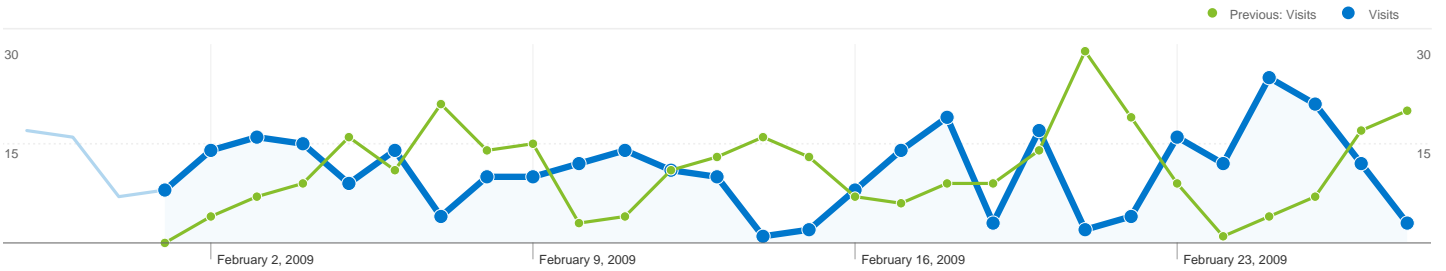
Previous: 72.13% (-5.30%)

Technical Profile




Browser	Visits	% visits	Connection Speed	Visits	% visits
Internet Explorer			DSL		
Feb 1, 2009 - Feb 28, 2009	254	83.01%	Feb 1, 2009 - Feb 28, 2009	107	34.97%
Jan 1, 2009 - Jan 31, 2009	285	81.90%	Jan 1, 2009 - Jan 31, 2009	91	26.15%
% Change	-10.88%	1.36%	% Change	17.58%	33.72%
Firefox			Unknown		
Feb 1, 2009 - Feb 28, 2009	48	15.69%	Feb 1, 2009 - Feb 28, 2009	103	33.66%
Jan 1, 2009 - Jan 31, 2009	46	13.22%	Jan 1, 2009 - Jan 31, 2009	149	42.82%
% Change	4.35%	18.67%	% Change	-30.87%	-21.38%

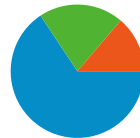
Safari		
Feb 1, 2009 - Feb 28, 2009	3	0.98%
Jan 1, 2009 - Jan 31, 2009	14	4.02%
% Change	-78.57%	-75.63%
Opera		
Feb 1, 2009 - Feb 28, 2009	1	0.33%
Jan 1, 2009 - Jan 31, 2009	2	0.57%
% Change	-50.00%	-43.14%
Camino		
Feb 1, 2009 - Feb 28, 2009	0	0.00%
Jan 1, 2009 - Jan 31, 2009	1	0.29%
% Change	-100.00%	-100.00%

Cable		
Feb 1, 2009 - Feb 28, 2009	65	21.24%
Jan 1, 2009 - Jan 31, 2009	70	20.11%
% Change	-7.14%	5.60%
T1		
Feb 1, 2009 - Feb 28, 2009	18	5.88%
Jan 1, 2009 - Jan 31, 2009	15	4.31%
% Change	20.00%	36.47%
Dialup		
Feb 1, 2009 - Feb 28, 2009	11	3.59%
Jan 1, 2009 - Jan 31, 2009	17	4.89%
% Change	-35.29%	-26.41%



All traffic sources sent a total of 306 visits

-  **13.73% Direct Traffic**
 Previous: 16.38% (-16.20%)
-  **20.59% Referring Sites**
 Previous: 20.11% (2.35%)
-  **65.69% Search Engines**
 Previous: 63.51% (3.43%)



- **Search Engines**
201.00 (65.69%)
- **Referring Sites**
63.00 (20.59%)
- **Direct Traffic**
42.00 (13.73%)

Top Traffic Sources

Sources	Visits	% visits
google (organic)		
Feb 1, 2009 - Feb 28, 2009	178	58.17%
Jan 1, 2009 - Jan 31, 2009	193	55.46%
% Change	-7.77%	4.89%
educationleeds.co.uk (referral)		
Feb 1, 2009 - Feb 28, 2009	53	17.32%
Jan 1, 2009 - Jan 31, 2009	61	17.53%
% Change	-13.11%	-1.19%
(direct) ((none))		
Feb 1, 2009 - Feb 28, 2009	42	13.73%
Jan 1, 2009 - Jan 31, 2009	57	16.38%
% Change	-26.32%	-16.20%
yahoo (organic)		
Feb 1, 2009 - Feb 28, 2009	11	3.59%
Jan 1, 2009 - Jan 31, 2009	10	2.87%
% Change	10.00%	25.10%
msn (organic)		

Keywords	Visits	% visits
parent partnership leads		
Feb 1, 2009 - Feb 28, 2009	27	13.43%
Jan 1, 2009 - Jan 31, 2009	17	7.69%
% Change	58.82%	74.63%
leeds parent partnership		
Feb 1, 2009 - Feb 28, 2009	19	9.45%
Jan 1, 2009 - Jan 31, 2009	23	10.41%
% Change	-17.39%	-9.17%
leeds parent partnership service		
Feb 1, 2009 - Feb 28, 2009	5	2.49%
Jan 1, 2009 - Jan 31, 2009	6	2.71%
% Change	-16.67%	-8.37%
leedsparentpartnership		
Feb 1, 2009 - Feb 28, 2009	5	2.49%
Jan 1, 2009 - Jan 31, 2009	2	0.90%
% Change	150.00%	174.88%
parent partnership service leads		

Feb 1, 2009 - Feb 28, 2009	6	1.96%
Jan 1, 2009 - Jan 31, 2009	4	1.15%
% Change	50.00%	70.59%

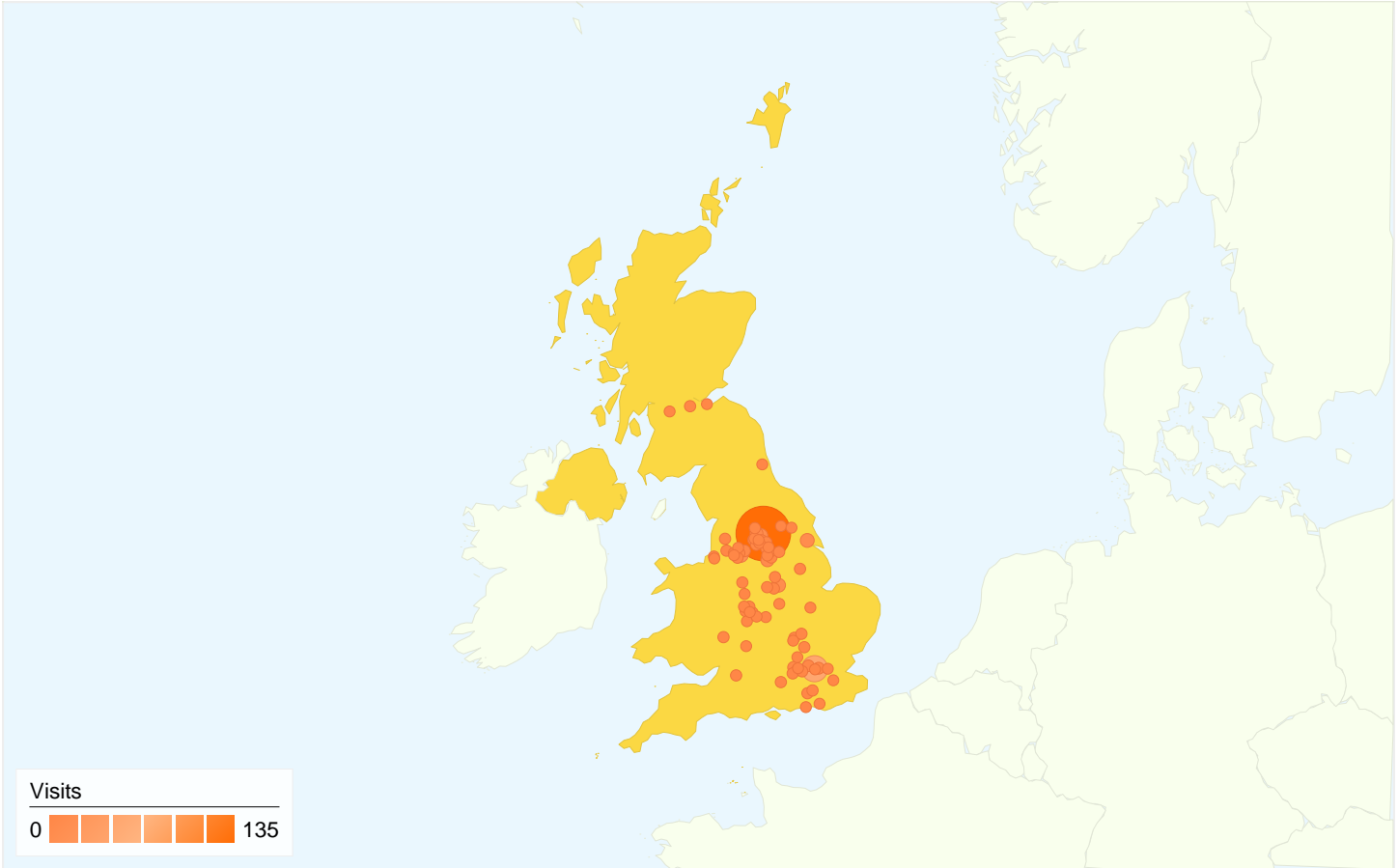
Feb 1, 2009 - Feb 28, 2009	5	2.49%
Jan 1, 2009 - Jan 31, 2009	2	0.90%
% Change	150.00%	174.88%

Country/Territory Detail:

United Kingdom

Feb 1, 2009 - Feb 28, 2009

Comparing to: Jan 1, 2009 - Jan 31, 2009



This country/territory sent 298 visits via 78 cities

Site Usage

Visits	Pages/Visit	Avg. Time on Site	% New Visits	Bounce Rate	
298 Previous: 332 (-10.24%)	3.42 Previous: 3.45 (-0.94%)	00:03:20 Previous: 00:03:38 (-8.40%)	67.45% Previous: 70.78% (-4.71%)	42.62% Previous: 41.87% (1.79%)	
City	Visits	Pages/Visit	Avg. Time on Site	% New Visits	Bounce Rate
Leeds					
February 1, 2009 - February 28, 2009	135	3.82	00:03:57	54.81%	37.04%
January 1, 2009 - January 31, 2009	167	3.83	00:04:12	61.08%	38.92%
% Change	-19.16%	-0.26%	-6.06%	-10.25%	-4.84%
London					
February 1, 2009 - February 28, 2009	47	2.66	00:02:22	82.98%	40.43%
January 1, 2009 - January 31, 2009	47	2.91	00:02:40	80.85%	48.94%
% Change	0.00%	-8.76%	-11.06%	2.63%	-17.39%
Manchester					

February 1, 2009 - February 28, 2009	16	2.69	00:01:02	68.75%	62.50%
January 1, 2009 - January 31, 2009	9	6.67	00:04:46	88.89%	33.33%
% Change	77.78%	-59.69%	-78.39%	-22.66%	87.50%
Pudsey					
February 1, 2009 - February 28, 2009	11	2.73	00:00:55	72.73%	45.45%
January 1, 2009 - January 31, 2009	7	2.14	00:03:54	100.00%	42.86%
% Change	57.14%	27.27%	-76.34%	-27.27%	6.06%
Nottingham					
February 1, 2009 - February 28, 2009	9	10.89	00:16:43	44.44%	11.11%
January 1, 2009 - January 31, 2009	6	5.83	00:06:13	66.67%	0.00%
% Change	50.00%	86.67%	168.93%	-33.33%	100.00%
Hull					
February 1, 2009 - February 28, 2009	9	3.44	00:03:13	33.33%	33.33%
January 1, 2009 - January 31, 2009	1	10.00	00:02:13	100.00%	0.00%
% Change	800.00%	-65.56%	45.28%	-66.67%	100.00%
Sheffield					
February 1, 2009 - February 28, 2009	7	3.14	00:03:17	100.00%	42.86%
January 1, 2009 - January 31, 2009	7	3.43	00:08:19	85.71%	0.00%
% Change	0.00%	-8.33%	-60.52%	16.67%	100.00%
Shipley					
February 1, 2009 - February 28, 2009	6	2.00	00:00:36	66.67%	50.00%
January 1, 2009 - January 31, 2009	4	2.50	00:01:03	75.00%	25.00%
% Change	50.00%	-20.00%	-42.40%	-11.11%	100.00%
(not set)					
February 1, 2009 - February 28, 2009	4	1.00	00:00:00	100.00%	100.00%
January 1, 2009 - January 31, 2009	4	5.00	00:06:19	100.00%	50.00%
% Change	0.00%	-80.00%	-100.00%	0.00%	100.00%
Maidenhead					
February 1, 2009 - February 28, 2009	3	6.00	00:06:18	100.00%	33.33%
January 1, 2009 - January 31, 2009	0	0.00	00:00:00	0.00%	0.00%
% Change	100.00%	100.00%	100.00%	100.00%	100.00%
Oldham					
February 1, 2009 - February 28, 2009	3	4.00	00:02:05	66.67%	66.67%
January 1, 2009 - January 31, 2009	5	2.20	00:00:33	80.00%	60.00%
% Change	-40.00%	81.82%	275.25%	-16.67%	11.11%
Poplar					

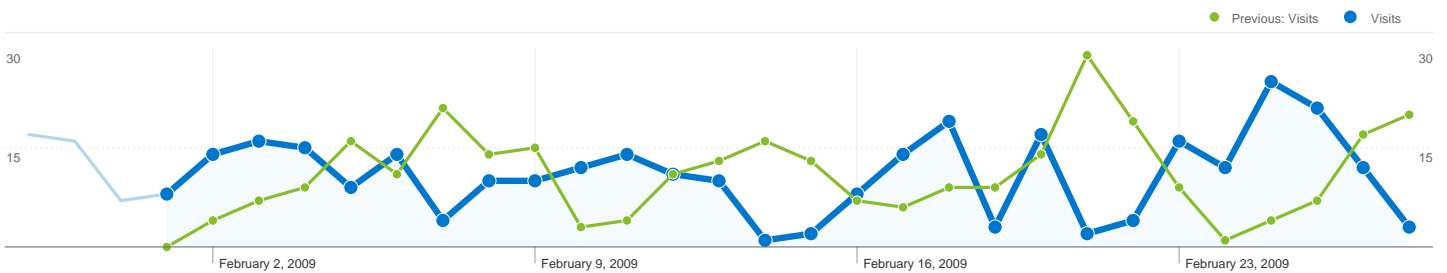
February 1, 2009 - February 28, 2009	3	2.33	00:00:17	66.67%	66.67%
January 1, 2009 - January 31, 2009	1	1.00	00:00:00	0.00%	100.00%
% Change	200.00%	133.33%	100.00%	100.00%	-33.33%
Halifax					
February 1, 2009 - February 28, 2009	2	1.00	00:00:00	100.00%	100.00%
January 1, 2009 - January 31, 2009	2	5.50	00:16:02	100.00%	50.00%
% Change	0.00%	-81.82%	-100.00%	0.00%	100.00%
Huddersfield					
February 1, 2009 - February 28, 2009	2	2.00	00:00:14	100.00%	50.00%
January 1, 2009 - January 31, 2009	1	3.00	00:00:35	100.00%	0.00%
% Change	100.00%	-33.33%	-60.00%	0.00%	100.00%
Windsor					
February 1, 2009 - February 28, 2009	2	5.00	00:04:06	50.00%	0.00%
January 1, 2009 - January 31, 2009	1	5.00	00:02:27	100.00%	0.00%
% Change	100.00%	0.00%	67.01%	-50.00%	0.00%
Batley					
February 1, 2009 - February 28, 2009	2	1.50	00:00:19	100.00%	50.00%
January 1, 2009 - January 31, 2009	5	3.00	00:01:50	60.00%	60.00%
% Change	-60.00%	-50.00%	-83.18%	66.67%	-16.67%
Rotherham					
February 1, 2009 - February 28, 2009	2	2.50	00:03:10	100.00%	0.00%
January 1, 2009 - January 31, 2009	5	2.80	00:03:30	80.00%	60.00%
% Change	-60.00%	-10.71%	-9.68%	25.00%	-100.00%
Wembley					
February 1, 2009 - February 28, 2009	2	1.50	00:01:22	100.00%	50.00%
January 1, 2009 - January 31, 2009	1	7.00	00:03:31	100.00%	0.00%
% Change	100.00%	-78.57%	-61.37%	0.00%	100.00%
Wakefield					
February 1, 2009 - February 28, 2009	2	6.00	00:03:18	50.00%	0.00%
January 1, 2009 - January 31, 2009	2	7.50	00:04:42	50.00%	0.00%
% Change	0.00%	-20.00%	-29.66%	0.00%	0.00%
Barnsley					
February 1, 2009 - February 28, 2009	1	1.00	00:00:00	100.00%	100.00%
January 1, 2009 - January 31, 2009	0	0.00	00:00:00	0.00%	0.00%
% Change	100.00%	100.00%	0.00%	100.00%	100.00%
Dudley					

February 1, 2009 - February 28, 2009	1	1.00	00:00:00	100.00%	100.00%
January 1, 2009 - January 31, 2009	0	0.00	00:00:00	0.00%	0.00%
% Change	100.00%	100.00%	0.00%	100.00%	100.00%
Horsham					
February 1, 2009 - February 28, 2009	1	1.00	00:00:00	100.00%	100.00%
January 1, 2009 - January 31, 2009	0	0.00	00:00:00	0.00%	0.00%
% Change	100.00%	100.00%	0.00%	100.00%	100.00%
Hereford					
February 1, 2009 - February 28, 2009	1	1.00	00:00:00	100.00%	100.00%
January 1, 2009 - January 31, 2009	0	0.00	00:00:00	0.00%	0.00%
% Change	100.00%	100.00%	0.00%	100.00%	100.00%
Milton Keynes					
February 1, 2009 - February 28, 2009	1	6.00	00:12:34	0.00%	0.00%
January 1, 2009 - January 31, 2009	0	0.00	00:00:00	0.00%	0.00%
% Change	100.00%	100.00%	100.00%	0.00%	0.00%
Bradford					
February 1, 2009 - February 28, 2009	1	1.00	00:00:00	100.00%	100.00%
January 1, 2009 - January 31, 2009	0	0.00	00:00:00	0.00%	0.00%
% Change	100.00%	100.00%	0.00%	100.00%	100.00%
1 - 25 of 78					

All Traffic Sources

Feb 1, 2009 - Feb 28, 2009

Comparing to: Jan 1, 2009 - Jan 31, 2009



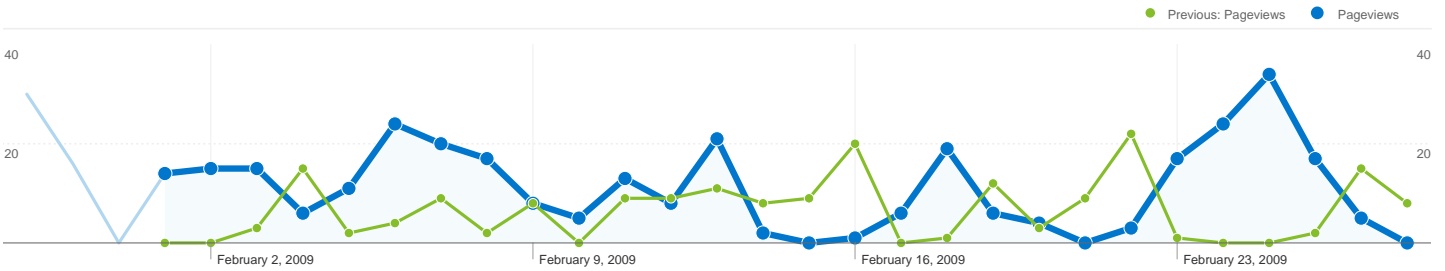
All traffic sources sent 306 visits via 19 sources and mediums

Site Usage

Visits 306 Previous: 348 (-12.07%)	Pages/Visit 3.36 Previous: 3.35 (0.08%)	Avg. Time on Site 00:03:15 Previous: 00:03:30 (-7.24%)	% New Visits 68.30% Previous: 72.13% (-5.30%)	Bounce Rate 44.12% Previous: 43.97% (0.35%)	
Source/Medium	Visits	Pages/Visit	Avg. Time on Site	% New Visits	Bounce Rate
google / organic					
February 1, 2009 - February 28, 2009	178	2.74	00:01:57	70.79%	47.19%
January 1, 2009 - January 31, 2009	193	2.50	00:02:06	73.06%	51.81%
% Change	-7.77%	9.78%	-7.07%	-3.11%	-8.92%
educationleeds.co.uk / referral					
February 1, 2009 - February 28, 2009	53	3.74	00:03:25	77.36%	37.74%
January 1, 2009 - January 31, 2009	61	4.36	00:04:11	78.69%	24.59%
% Change	-13.11%	-14.33%	-18.44%	-1.69%	53.46%
(direct) / (none)					
February 1, 2009 - February 28, 2009	42	6.36	00:10:10	33.33%	19.05%
January 1, 2009 - January 31, 2009	57	5.18	00:07:32	54.39%	35.09%
% Change	-26.32%	22.83%	35.04%	-38.71%	-45.71%
yahoo / organic					
February 1, 2009 - February 28, 2009	11	2.00	00:01:47	100.00%	63.64%
January 1, 2009 - January 31, 2009	10	3.00	00:02:53	90.00%	60.00%
% Change	10.00%	-33.33%	-38.18%	11.11%	6.06%
msn / organic					
February 1, 2009 - February 28, 2009	6	3.67	00:02:25	50.00%	66.67%
January 1, 2009 - January 31, 2009	4	6.00	00:03:47	75.00%	0.00%
% Change	50.00%	-38.89%	-35.98%	-33.33%	100.00%
aol / organic					
February 1, 2009 - February 28, 2009	3	1.00	00:00:00	100.00%	100.00%

January 1, 2009 - January 31, 2009	4	1.50	00:03:03	100.00%	75.00%
% Change	-25.00%	-33.33%	-100.00%	0.00%	33.33%
search / organic					
February 1, 2009 - February 28, 2009	3	1.67	00:00:33	66.67%	66.67%
January 1, 2009 - January 31, 2009	6	5.17	00:08:12	83.33%	50.00%
% Change	-50.00%	-67.74%	-93.29%	-20.00%	33.33%
images.google.com / referral					
February 1, 2009 - February 28, 2009	2	1.00	00:00:00	100.00%	100.00%
January 1, 2009 - January 31, 2009	2	1.00	00:00:00	100.00%	100.00%
% Change	0.00%	0.00%	0.00%	0.00%	0.00%
search1.sky.com / referral					
February 1, 2009 - February 28, 2009	2	1.00	00:00:00	100.00%	100.00%
January 1, 2009 - January 31, 2009	1	2.00	00:02:54	100.00%	0.00%
% Change	100.00%	-50.00%	-100.00%	0.00%	100.00%
209.85.129.132 / referral					
February 1, 2009 - February 28, 2009	1	2.00	00:00:10	100.00%	0.00%
January 1, 2009 - January 31, 2009	0	0.00	00:00:00	0.00%	0.00%
% Change	100.00%	100.00%	100.00%	100.00%	0.00%
green-hosting.co.uk / referral					
February 1, 2009 - February 28, 2009	1	11.00	00:02:02	100.00%	0.00%
January 1, 2009 - January 31, 2009	0	0.00	00:00:00	0.00%	0.00%
% Change	100.00%	100.00%	100.00%	100.00%	0.00%
images.google.co.uk / referral					
February 1, 2009 - February 28, 2009	1	1.00	00:00:00	100.00%	100.00%
January 1, 2009 - January 31, 2009	2	3.00	00:00:41	100.00%	0.00%
% Change	-50.00%	-66.67%	-100.00%	0.00%	100.00%
leedscommunities.org / referral					
February 1, 2009 - February 28, 2009	1	2.00	00:00:04	100.00%	0.00%
January 1, 2009 - January 31, 2009	1	4.00	00:02:58	0.00%	0.00%
% Change	0.00%	-50.00%	-97.75%	100.00%	0.00%
mail.google.com / referral					
February 1, 2009 - February 28, 2009	1	1.00	00:00:00	0.00%	100.00%
January 1, 2009 - January 31, 2009	1	1.00	00:00:00	100.00%	100.00%
% Change	0.00%	0.00%	0.00%	-100.00%	0.00%
tiscali.co.uk / referral					
February 1, 2009 - February 28, 2009	1	1.00	00:00:00	100.00%	100.00%

January 1, 2009 - January 31, 2009	0	0.00	00:00:00	0.00%	0.00%
% Change	100.00%	100.00%	0.00%	100.00%	100.00%
ask / organic					
February 1, 2009 - February 28, 2009	0	0.00	00:00:00	0.00%	0.00%
January 1, 2009 - January 31, 2009	1	2.00	00:02:05	100.00%	0.00%
% Change	-100.00%	-100.00%	-100.00%	-100.00%	0.00%
images.google.no / referral					
February 1, 2009 - February 28, 2009	0	0.00	00:00:00	0.00%	0.00%
January 1, 2009 - January 31, 2009	1	1.00	00:00:00	100.00%	100.00%
% Change	-100.00%	-100.00%	0.00%	-100.00%	-100.00%
kermackie.leeds.sch.uk / referral					
February 1, 2009 - February 28, 2009	0	0.00	00:00:00	0.00%	0.00%
January 1, 2009 - January 31, 2009	1	1.00	00:00:00	0.00%	100.00%
% Change	-100.00%	-100.00%	0.00%	0.00%	-100.00%
live / organic					
February 1, 2009 - February 28, 2009	0	0.00	00:00:00	0.00%	0.00%
January 1, 2009 - January 31, 2009	3	4.67	00:04:31	66.67%	33.33%
% Change	-100.00%	-100.00%	-100.00%	-100.00%	-100.00%
1 - 19 of 19					



This page was viewed 315 times via 40 keywords

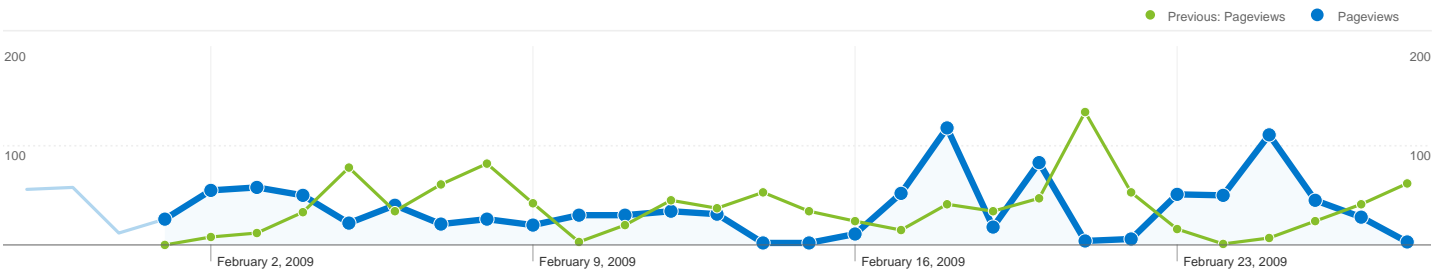
Content Performance

Pageviews 315 Previous: 228 (38.16%)	Unique Pageviews 235 Previous: 183 (28.42%)	Avg. Time on Page 00:00:56 Previous: 00:01:05 (-13.97%)	Bounce Rate 16.00% Previous: 19.05% (-16.00%)	% Exit 23.81% Previous: 28.07% (-15.18%)	\$ Index \$0.00 Previous: \$0.00 (0.00%)	
Keyword	Pageviews	Unique Pageviews	Avg. Time on Page	Bounce Rate	% Exit	\$ Index
parent partnership leads						
February 1, 2009 - February 28, 2009	87	62	00:01:14	23.81%	24.14%	\$0.00
January 1, 2009 - January 31, 2009	46	44	00:00:33	18.75%	34.78%	\$0.00
% Change	89.13%	40.91%	126.62%	26.98%	-30.60%	0.00%
leeds parent partnership						
February 1, 2009 - February 28, 2009	68	55	00:01:09	5.56%	27.94%	\$0.00
January 1, 2009 - January 31, 2009	81	60	00:01:11	21.05%	23.46%	\$0.00
% Change	-16.05%	-8.33%	-2.78%	-73.61%	19.12%	0.00%
leeds parent partnership service						
February 1, 2009 - February 28, 2009	39	28	00:00:37	0.00%	10.26%	\$0.00
January 1, 2009 - January 31, 2009	13	11	00:00:42	0.00%	23.08%	\$0.00
% Change	200.00%	154.55%	-11.10%	0.00%	-55.56%	0.00%
leedsparentpartnership						
February 1, 2009 - February 28, 2009	24	16	00:00:29	0.00%	16.67%	\$0.00
January 1, 2009 - January 31, 2009	8	6	00:03:02	0.00%	12.50%	\$0.00
% Change	200.00%	166.67%	-83.96%	0.00%	33.33%	0.00%
parent partnership service leads						
February 1, 2009 - February 28, 2009	21	18	00:00:17	20.00%	23.81%	\$0.00
January 1, 2009 - January 31, 2009	5	5	00:00:19	0.00%	40.00%	\$0.00
% Change	320.00%	260.00%	-12.72%	100.00%	-40.48%	0.00%
parent partnership						

February 1, 2009 - February 28, 2009	11	8	00:02:11	0.00%	18.18%	\$0.00
January 1, 2009 - January 31, 2009	13	7	00:00:49	50.00%	15.38%	\$0.00
% Change	-15.38%	14.29%	168.84%	-100.00%	18.18%	0.00%
leeds parents partnership						
February 1, 2009 - February 28, 2009	9	6	00:00:19	0.00%	22.22%	\$0.00
January 1, 2009 - January 31, 2009	7	7	00:07:32	25.00%	57.14%	\$0.00
% Change	28.57%	-14.29%	-95.79%	-100.00%	-61.11%	0.00%
aiming high parent partnership leeds website						
February 1, 2009 - February 28, 2009	5	3	00:00:08	0.00%	20.00%	\$0.00
January 1, 2009 - January 31, 2009	0	0	00:00:00	0.00%	0.00%	\$0.00
% Change	100.00%	100.00%	100.00%	0.00%	100.00%	0.00%
dcsh exemplification for parent partnership						
February 1, 2009 - February 28, 2009	5	4	00:02:31	0.00%	0.00%	\$0.00
January 1, 2009 - January 31, 2009	0	0	00:00:00	0.00%	0.00%	\$0.00
% Change	100.00%	100.00%	100.00%	0.00%	0.00%	0.00%
education leeds parent partnership						
February 1, 2009 - February 28, 2009	5	2	00:00:47	0.00%	20.00%	\$0.00
January 1, 2009 - January 31, 2009	0	0	00:00:00	0.00%	0.00%	\$0.00
% Change	100.00%	100.00%	100.00%	0.00%	100.00%	0.00%
leeds parent partnership						
February 1, 2009 - February 28, 2009	5	5	00:00:49	0.00%	20.00%	\$0.00
January 1, 2009 - January 31, 2009	0	0	00:00:00	0.00%	0.00%	\$0.00
% Change	100.00%	100.00%	100.00%	0.00%	100.00%	0.00%
leeds parentpartnership						
February 1, 2009 - February 28, 2009	5	3	00:00:27	0.00%	20.00%	\$0.00
January 1, 2009 - January 31, 2009	0	0	00:00:00	0.00%	0.00%	\$0.00
% Change	100.00%	100.00%	100.00%	0.00%	100.00%	0.00%
parenting partnerships leeds						
February 1, 2009 - February 28, 2009	5	3	00:00:48	0.00%	20.00%	\$0.00
January 1, 2009 - January 31, 2009	0	0	00:00:00	0.00%	0.00%	\$0.00
% Change	100.00%	100.00%	100.00%	0.00%	100.00%	0.00%
leeds special education needs						
February 1, 2009 - February 28, 2009	3	2	00:00:15	0.00%	33.33%	\$0.00
January 1, 2009 - January 31, 2009	0	0	00:00:00	0.00%	0.00%	\$0.00
% Change	100.00%	100.00%	100.00%	0.00%	100.00%	0.00%
parent partnership service						

February 1, 2009 - February 28, 2009	3	2	00:00:11	0.00%	33.33%	\$0.00
January 1, 2009 - January 31, 2009	1	1	00:00:00	100.00%	100.00%	\$0.00
% Change	200.00%	100.00%	100.00%	-100.00%	-66.67%	0.00%
parent partnership, leads						
February 1, 2009 - February 28, 2009	3	2	00:00:13	0.00%	33.33%	\$0.00
January 1, 2009 - January 31, 2009	12	5	00:00:09	0.00%	8.33%	\$0.00
% Change	-75.00%	-60.00%	34.80%	0.00%	300.00%	0.00%
www.leedsparentpartnership.co.uk						
February 1, 2009 - February 28, 2009	3	3	00:00:08	0.00%	33.33%	\$0.00
January 1, 2009 - January 31, 2009	5	5	00:02:09	0.00%	20.00%	\$0.00
% Change	-40.00%	-40.00%	-94.16%	0.00%	66.67%	0.00%
leedsparent partnership						
February 1, 2009 - February 28, 2009	2	2	00:00:09	0.00%	50.00%	\$0.00
January 1, 2009 - January 31, 2009	0	0	00:00:00	0.00%	0.00%	\$0.00
% Change	100.00%	100.00%	100.00%	0.00%	100.00%	0.00%
parent partnership leads						
February 1, 2009 - February 28, 2009	2	2	00:00:58	0.00%	50.00%	\$0.00
January 1, 2009 - January 31, 2009	0	0	00:00:00	0.00%	0.00%	\$0.00
% Change	100.00%	100.00%	100.00%	0.00%	100.00%	0.00%
parent partnership helpline ls6						
February 1, 2009 - February 28, 2009	2	1	00:01:32	0.00%	50.00%	\$0.00
January 1, 2009 - January 31, 2009	0	0	00:00:00	0.00%	0.00%	\$0.00
% Change	100.00%	100.00%	100.00%	0.00%	100.00%	0.00%
parenting partnership leads						
February 1, 2009 - February 28, 2009	2	2	00:00:26	0.00%	50.00%	\$0.00
January 1, 2009 - January 31, 2009	0	0	00:00:00	0.00%	0.00%	\$0.00
% Change	100.00%	100.00%	100.00%	0.00%	100.00%	0.00%
children leads partnership						
February 1, 2009 - February 28, 2009	1	1	00:00:00	100.00%	100.00%	\$0.00
January 1, 2009 - January 31, 2009	0	0	00:00:00	0.00%	0.00%	\$0.00
% Change	100.00%	100.00%	0.00%	100.00%	100.00%	0.00%
educationleeds.co.uk						
February 1, 2009 - February 28, 2009	1	1	00:00:00	100.00%	100.00%	\$0.00
January 1, 2009 - January 31, 2009	0	0	00:00:00	0.00%	0.00%	\$0.00
% Change	100.00%	100.00%	0.00%	100.00%	100.00%	0.00%
leeds education parent partnership						


February 1, 2009 - February 28, 2009	1	1	00:00:00	100.00%	100.00%	\$0.00
January 1, 2009 - January 31, 2009	0	0	00:00:00	0.00%	0.00%	\$0.00
% Change	100.00%	100.00%	0.00%	100.00%	100.00%	0.00%
parent in partnership leads						
February 1, 2009 - February 28, 2009	1	1	00:00:00	100.00%	100.00%	\$0.00
January 1, 2009 - January 31, 2009	0	0	00:00:00	0.00%	0.00%	\$0.00
% Change	100.00%	100.00%	0.00%	100.00%	100.00%	0.00%
						1 - 25 of 40



Pages on this site were viewed a total of 1,027 times

 **1,027 Pageviews**

Previous: 1,167 (-12.00%)

 **702 Unique Views**

Previous: 830 (-15.42%)

 **44.12% Bounce Rate**

Previous: 43.97% (0.35%)

Top Content

Pages	Pageviews	% Pageviews
/		
Feb 1, 2009 - Feb 28, 2009	241	23.47%
Jan 1, 2009 - Jan 31, 2009	270	23.14%
% Change	-10.74%	1.43%
/guidance-downloads/		
Feb 1, 2009 - Feb 28, 2009	95	9.25%
Jan 1, 2009 - Jan 31, 2009	96	8.23%
% Change	-1.04%	12.45%
/staff		
Feb 1, 2009 - Feb 28, 2009	94	9.15%
Jan 1, 2009 - Jan 31, 2009	146	12.51%
% Change	-35.62%	-26.84%
/advice-information/special-educational-needs/		
Feb 1, 2009 - Feb 28, 2009	70	6.82%
Jan 1, 2009 - Jan 31, 2009	103	8.83%
% Change	-32.04%	-22.77%
/contact-us/		

Feb 1, 2009 - Feb 28, 2009	61	5.94%
Jan 1, 2009 - Jan 31, 2009	51	4.37%
% Change	19.61%	35.91%