

### Site Usage

**185 Visits**

Previous: 264 (-29.92%)

**50.81% Bounce Rate**

Previous: 56.44% (-9.97%)

**522 Pageviews**

Previous: 702 (-25.64%)

**00:02:27 Avg. Time on Site**

Previous: 00:02:03 (19.96%)

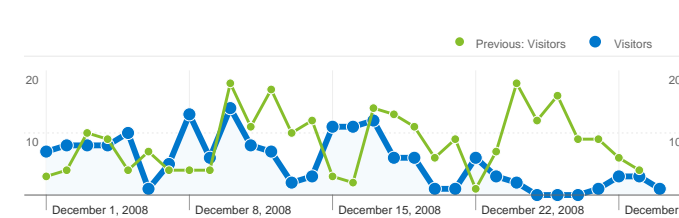
**2.82 Pages/Visit**

Previous: 2.66 (6.11%)

**76.22% % New Visits**

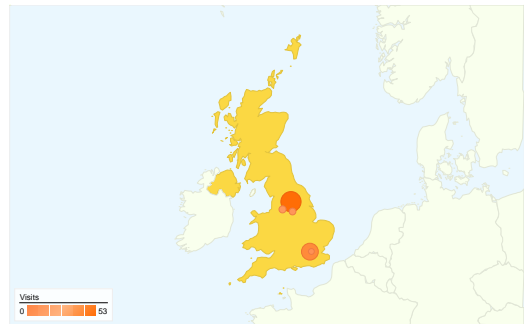
Previous: 85.98% (-11.36%)

### Visitors Overview

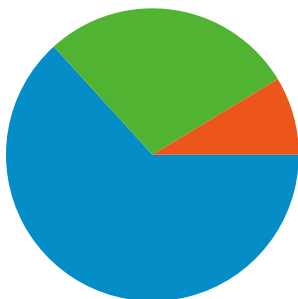


**Visitors**  
**153**

### Map Overlay GB



### Traffic Sources Overview

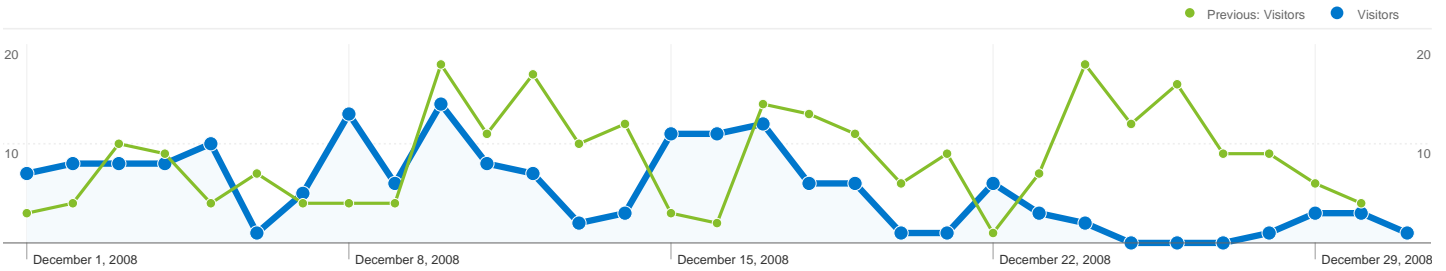


- **Search Engines**  
117.00 (63.24%)
- **Referring Sites**  
52.00 (28.11%)
- **Direct Traffic**  
16.00 (8.65%)

Entrance Keywords: /		
Keyword	Pageviews	% visits
parent partnership leads		
Dec 1, 2008 - Dec 31, 2008	45	34.62%
Nov 1, 2008 - Nov 30, 2008	17	9.94%
% Change	164.71%	164.71%
leeds parent partnership		
Dec 1, 2008 - Dec 31, 2008	17	13.08%
Nov 1, 2008 - Nov 30, 2008	73	42.69%
% Change	-76.71%	-76.71%
parent partnership service		
Dec 1, 2008 - Dec 31, 2008	17	13.08%
Nov 1, 2008 - Nov 30, 2008	10	5.85%
% Change	70.00%	70.00%
leeds parent partnerships		
Dec 1, 2008 - Dec 31, 2008	11	8.46%
Nov 1, 2008 - Nov 30, 2008	1	0.58%
% Change	1,000.00%	1,000.00%
leeds parent partnersip		
Dec 1, 2008 - Dec 31, 2008	9	6.92%
Nov 1, 2008 - Nov 30, 2008	0	0.00%
% Change	100.00%	100.00%

All Traffic Sources		
Source/Medium	Visits	% visits
google / organic		
Dec 1, 2008 - Dec 31, 2008	104	56.22%
Nov 1, 2008 - Nov 30, 2008	152	57.58%
% Change	-31.58%	-31.58%
educationleeds.co.uk / referral		
Dec 1, 2008 - Dec 31, 2008	36	19.46%
Nov 1, 2008 - Nov 30, 2008	63	23.86%
% Change	-42.86%	-42.86%
(direct) / (none)		
Dec 1, 2008 - Dec 31, 2008	16	8.65%
Nov 1, 2008 - Nov 30, 2008	14	5.30%
% Change	14.29%	14.29%
leedscommunities.org / referral		
Dec 1, 2008 - Dec 31, 2008	6	3.24%
Nov 1, 2008 - Nov 30, 2008	1	0.38%
% Change	500.00%	500.00%
yahoo / organic		
Dec 1, 2008 - Dec 31, 2008	6	3.24%
Nov 1, 2008 - Nov 30, 2008	8	3.03%
% Change	-25.00%	-25.00%

Content Overview		
Pages	Pageviews	% Pageviews
/		
Dec 1, 2008 - Dec 31, 2008	120	22.99%
Nov 1, 2008 - Nov 30, 2008	180	25.64%
% Change	-33.33%	-33.33%
/guidance-downloads/		
Dec 1, 2008 - Dec 31, 2008	63	12.07%
Nov 1, 2008 - Nov 30, 2008	72	10.26%
% Change	-12.50%	-12.50%
/staff		
Dec 1, 2008 - Dec 31, 2008	60	11.49%
Nov 1, 2008 - Nov 30, 2008	58	8.26%
% Change	3.45%	3.45%
/advice-information/choice-advice-service/		
Dec 1, 2008 - Dec 31, 2008	42	8.05%
Nov 1, 2008 - Nov 30, 2008	59	8.40%
% Change	-28.81%	-28.81%
/links/		
Dec 1, 2008 - Dec 31, 2008	37	7.09%
Nov 1, 2008 - Nov 30, 2008	44	6.27%
% Change	-15.91%	-15.91%



## 153 people visited this site

 **185 Visits**

Previous: 264 (-29.92%)

 **153 Absolute Unique Visitors**

Previous: 244 (-37.30%)

 **522 Pageviews**

Previous: 702 (-25.64%)

 **2.82 Average Pageviews**

Previous: 2.66 (6.11%)

 **00:02:27 Time on Site**

Previous: 00:02:03 (19.96%)

 **50.81% Bounce Rate**

Previous: 56.44% (-9.97%)

 **76.22% New Visits**

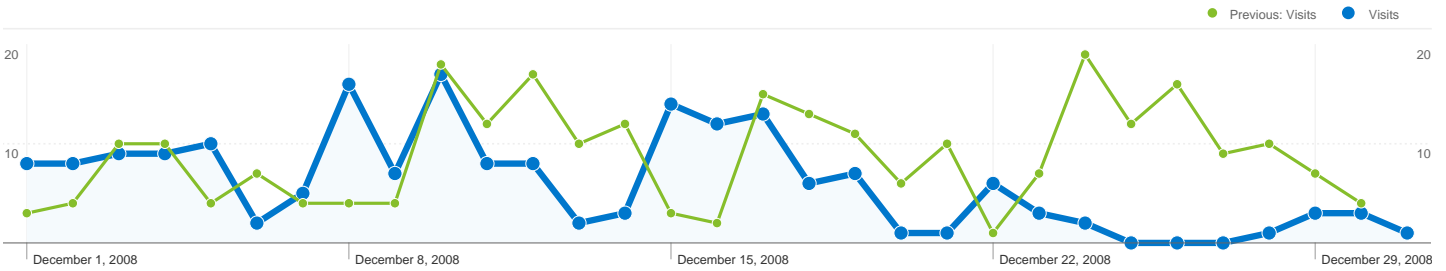
Previous: 85.98% (-11.36%)

## Technical Profile




Browser	Visits	% visits	Connection Speed	Visits	% visits
Internet Explorer			DSL		
Dec 1, 2008 - Dec 31, 2008	146	78.92%	Dec 1, 2008 - Dec 31, 2008	74	40.00%
Nov 1, 2008 - Nov 30, 2008	219	82.95%	Nov 1, 2008 - Nov 30, 2008	87	32.95%
% Change	-33.33%	-33.33%	% Change	-14.94%	-14.94%
Firefox			Unknown		
Dec 1, 2008 - Dec 31, 2008	32	17.30%	Dec 1, 2008 - Dec 31, 2008	69	37.30%
Nov 1, 2008 - Nov 30, 2008	40	15.15%	Nov 1, 2008 - Nov 30, 2008	106	40.15%
% Change	-20.00%	-20.00%	% Change	-34.91%	-34.91%

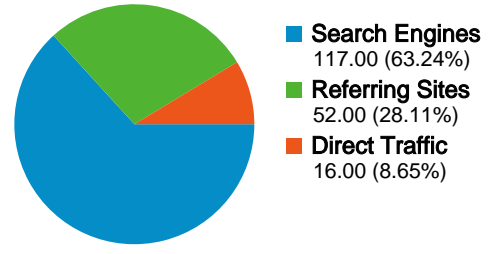
Safari		
Dec 1, 2008 - Dec 31, 2008	5	2.70%
Nov 1, 2008 - Nov 30, 2008	5	1.89%
% Change	0.00%	0.00%
Chrome		
Dec 1, 2008 - Dec 31, 2008	2	1.08%
Nov 1, 2008 - Nov 30, 2008	0	0.00%
% Change	100.00%	100.00%

Cable		
Dec 1, 2008 - Dec 31, 2008	28	15.14%
Nov 1, 2008 - Nov 30, 2008	45	17.05%
% Change	-37.78%	-37.78%
T1		
Dec 1, 2008 - Dec 31, 2008	9	4.86%
Nov 1, 2008 - Nov 30, 2008	16	6.06%
% Change	-43.75%	-43.75%
Dialup		
Dec 1, 2008 - Dec 31, 2008	3	1.62%
Nov 1, 2008 - Nov 30, 2008	6	2.27%
% Change	-50.00%	-50.00%



**All traffic sources sent a total of 185 visits**

-  **8.65% Direct Traffic**  
 Previous: 5.30% (63.09%)
-  **28.11% Referring Sites**  
 Previous: 29.55% (-4.86%)
-  **63.24% Search Engines**  
 Previous: 65.15% (-2.93%)



**Top Traffic Sources**

Sources	Visits	% visits
google (organic)		
Dec 1, 2008 - Dec 31, 2008	104	56.22%
Nov 1, 2008 - Nov 30, 2008	152	57.58%
% Change	-31.58%	-31.58%
educationleeds.co.uk (referral)		
Dec 1, 2008 - Dec 31, 2008	36	19.46%
Nov 1, 2008 - Nov 30, 2008	63	23.86%
% Change	-42.86%	-42.86%
(direct) ((none))		
Dec 1, 2008 - Dec 31, 2008	16	8.65%
Nov 1, 2008 - Nov 30, 2008	14	5.30%
% Change	14.29%	14.29%
leedscommunities.org (referral)		
Dec 1, 2008 - Dec 31, 2008	6	3.24%
Nov 1, 2008 - Nov 30, 2008	1	0.38%
% Change	500.00%	500.00%
yahoo (organic)		

Keywords	Visits	% visits
leeds parent partnership		
Dec 1, 2008 - Dec 31, 2008	9	7.69%
Nov 1, 2008 - Nov 30, 2008	12	6.98%
% Change	-25.00%	-25.00%
parent partnership leads		
Dec 1, 2008 - Dec 31, 2008	9	7.69%
Nov 1, 2008 - Nov 30, 2008	7	4.07%
% Change	28.57%	28.57%
leeds inclusive learning strategy		
Dec 1, 2008 - Dec 31, 2008	5	4.27%
Nov 1, 2008 - Nov 30, 2008	1	0.58%
% Change	400.00%	400.00%
parent partnership service		
Dec 1, 2008 - Dec 31, 2008	4	3.42%
Nov 1, 2008 - Nov 30, 2008	2	1.16%
% Change	100.00%	100.00%
how individual education plans children with disabilities and		

Dec 1, 2008 - Dec 31, 2008	6	3.24%
Nov 1, 2008 - Nov 30, 2008	8	3.03%
% Change	-25.00%	-25.00%

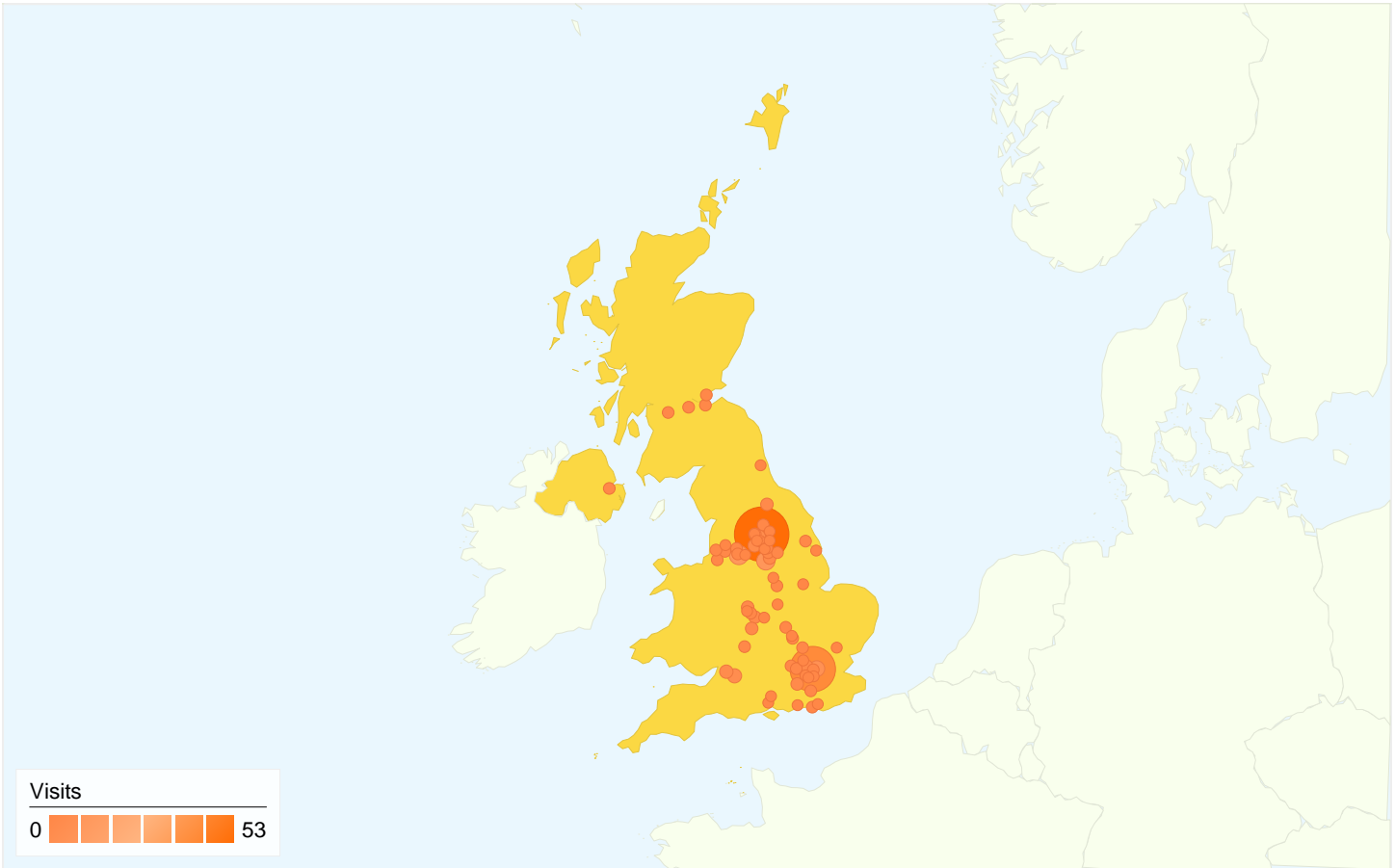
Dec 1, 2008 - Dec 31, 2008	2	1.71%
Nov 1, 2008 - Nov 30, 2008	0	0.00%
% Change	100.00%	100.00%

# Country/Territory Detail:

United Kingdom

Dec 1, 2008 - Dec 31, 2008

Comparing to: Nov 1, 2008 - Nov 30, 2008



This country/territory sent 179 visits via 71 cities

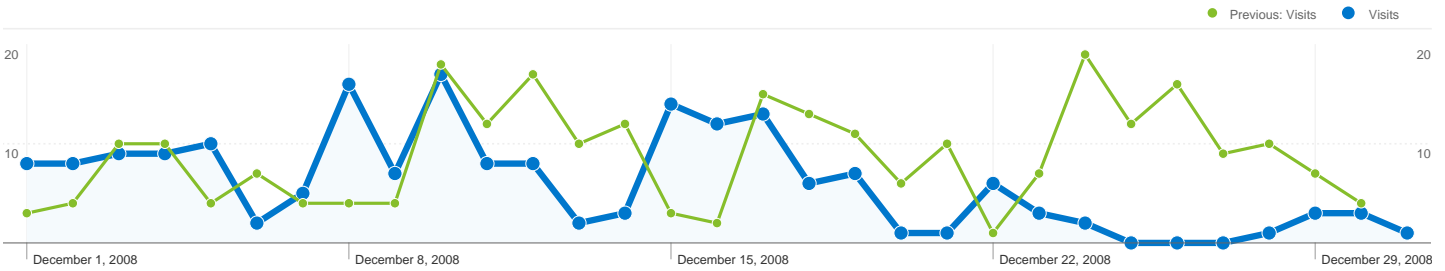
Site Usage

Visits	Pages/Visit	Avg. Time on Site	% New Visits	Bounce Rate	
<b>179</b> Previous: 256 (-30.08%)	<b>2.85</b> Previous: 2.70 (5.76%)	<b>00:02:31</b> Previous: 00:02:06 (19.88%)	<b>75.98%</b> Previous: 85.55% (-11.19%)	<b>50.28%</b> Previous: 55.47% (-9.36%)	
City	Visits	Pages/Visit	Avg. Time on Site	% New Visits	Bounce Rate
<b>Leeds</b>					
December 1, 2008 - December 31, 2008	53	4.00	00:04:36	69.81%	41.51%
November 1, 2008 - November 30, 2008	95	2.94	00:03:06	77.89%	46.32%
% Change	-44.21%	36.20%	48.87%	-10.38%	-10.38%
<b>London</b>					
December 1, 2008 - December 31, 2008	42	1.95	00:01:30	73.81%	47.62%
November 1, 2008 - November 30, 2008	48	2.12	00:01:08	91.67%	62.50%
% Change	-12.50%	-8.12%	32.25%	-19.48%	-23.81%
<b>Manchester</b>					

December 1, 2008 - December 31, 2008	10	2.70	00:01:12	90.00%	60.00%
November 1, 2008 - November 30, 2008	14	2.43	00:01:07	100.00%	57.14%
% Change	-28.57%	11.18%	7.88%	-10.00%	5.00%
<b>Sheffield</b>					
December 1, 2008 - December 31, 2008	9	1.56	00:01:26	88.89%	66.67%
November 1, 2008 - November 30, 2008	7	3.00	00:02:07	100.00%	85.71%
% Change	28.57%	-48.15%	-32.62%	-11.11%	-22.22%
<b>Poplar</b>					
December 1, 2008 - December 31, 2008	6	2.83	00:01:14	100.00%	33.33%
November 1, 2008 - November 30, 2008	3	1.00	00:00:00	100.00%	100.00%
% Change	100.00%	183.33%	100.00%	0.00%	-66.67%
<b>Bath</b>					
December 1, 2008 - December 31, 2008	4	2.50	00:00:19	50.00%	0.00%
November 1, 2008 - November 30, 2008	0	0.00	00:00:00	0.00%	0.00%
% Change	100.00%	100.00%	100.00%	100.00%	0.00%
<b>Huddersfield</b>					
December 1, 2008 - December 31, 2008	3	1.33	00:00:03	100.00%	66.67%
November 1, 2008 - November 30, 2008	0	0.00	00:00:00	0.00%	0.00%
% Change	100.00%	100.00%	100.00%	100.00%	100.00%
<b>Pudsey</b>					
December 1, 2008 - December 31, 2008	3	7.67	00:12:35	100.00%	33.33%
November 1, 2008 - November 30, 2008	9	2.22	00:04:02	66.67%	55.56%
% Change	-66.67%	245.00%	211.55%	50.00%	-40.00%
<b>Bristol</b>					
December 1, 2008 - December 31, 2008	3	5.67	00:03:00	33.33%	0.00%
November 1, 2008 - November 30, 2008	1	1.00	00:00:00	100.00%	100.00%
% Change	200.00%	466.67%	100.00%	-66.67%	-100.00%
<b>Northallerton</b>					
December 1, 2008 - December 31, 2008	2	1.50	00:01:12	100.00%	50.00%
November 1, 2008 - November 30, 2008	4	3.50	00:00:39	25.00%	0.00%
% Change	-50.00%	-57.14%	84.62%	300.00%	100.00%
<b>Solihull</b>					
December 1, 2008 - December 31, 2008	2	1.00	00:00:00	50.00%	100.00%
November 1, 2008 - November 30, 2008	0	0.00	00:00:00	0.00%	0.00%
% Change	100.00%	100.00%	0.00%	100.00%	100.00%
<b>Rotherham</b>					

December 1, 2008 - December 31, 2008	2	8.00	00:13:07	50.00%	0.00%
November 1, 2008 - November 30, 2008	3	3.33	00:02:42	100.00%	33.33%
% Change	-33.33%	140.00%	386.49%	-50.00%	-100.00%
<b>Alcester</b>					
December 1, 2008 - December 31, 2008	2	2.50	00:01:24	50.00%	0.00%
November 1, 2008 - November 30, 2008	0	0.00	00:00:00	0.00%	0.00%
% Change	100.00%	100.00%	100.00%	100.00%	0.00%
<b>Iver</b>					
December 1, 2008 - December 31, 2008	2	1.50	00:00:03	100.00%	50.00%
November 1, 2008 - November 30, 2008	0	0.00	00:00:00	0.00%	0.00%
% Change	100.00%	100.00%	100.00%	100.00%	100.00%
<b>Walsall</b>					
December 1, 2008 - December 31, 2008	2	2.00	00:00:48	0.00%	0.00%
November 1, 2008 - November 30, 2008	0	0.00	00:00:00	0.00%	0.00%
% Change	100.00%	100.00%	100.00%	0.00%	0.00%
<b>Guildford</b>					
December 1, 2008 - December 31, 2008	2	1.00	00:00:00	50.00%	100.00%
November 1, 2008 - November 30, 2008	0	0.00	00:00:00	0.00%	0.00%
% Change	100.00%	100.00%	0.00%	100.00%	100.00%
<b>Wembley</b>					
December 1, 2008 - December 31, 2008	2	11.00	00:07:50	100.00%	50.00%
November 1, 2008 - November 30, 2008	3	5.00	00:04:04	100.00%	33.33%
% Change	-33.33%	120.00%	92.36%	0.00%	50.00%
<b>Shipley</b>					
December 1, 2008 - December 31, 2008	2	2.00	00:00:21	50.00%	50.00%
November 1, 2008 - November 30, 2008	7	3.14	00:02:35	85.71%	71.43%
% Change	-71.43%	-36.36%	-86.80%	-41.67%	-30.00%
<b>Edinburgh</b>					
December 1, 2008 - December 31, 2008	1	1.00	00:00:00	100.00%	100.00%
November 1, 2008 - November 30, 2008	0	0.00	00:00:00	0.00%	0.00%
% Change	100.00%	100.00%	0.00%	100.00%	100.00%
<b>Kirkcaldy</b>					
December 1, 2008 - December 31, 2008	1	1.00	00:00:00	100.00%	100.00%
November 1, 2008 - November 30, 2008	0	0.00	00:00:00	0.00%	0.00%
% Change	100.00%	100.00%	0.00%	100.00%	100.00%
<b>Wigan</b>					

December 1, 2008 - December 31, 2008	1	1.00	00:00:00	100.00%	100.00%
November 1, 2008 - November 30, 2008	0	0.00	00:00:00	0.00%	0.00%
% Change	100.00%	100.00%	0.00%	100.00%	100.00%
<b>Batley</b>					
December 1, 2008 - December 31, 2008	1	1.00	00:00:00	100.00%	100.00%
November 1, 2008 - November 30, 2008	2	1.00	00:00:00	100.00%	100.00%
% Change	-50.00%	0.00%	0.00%	0.00%	0.00%
<b>Northampton</b>					
December 1, 2008 - December 31, 2008	1	1.00	00:00:00	100.00%	100.00%
November 1, 2008 - November 30, 2008	0	0.00	00:00:00	0.00%	0.00%
% Change	100.00%	100.00%	0.00%	100.00%	100.00%
<b>Wombwell</b>					
December 1, 2008 - December 31, 2008	1	7.00	00:04:00	0.00%	0.00%
November 1, 2008 - November 30, 2008	2	1.50	00:00:34	100.00%	50.00%
% Change	-50.00%	366.67%	616.42%	-100.00%	-100.00%
<b>Cookham Dean</b>					
December 1, 2008 - December 31, 2008	1	1.00	00:00:00	100.00%	100.00%
November 1, 2008 - November 30, 2008	0	0.00	00:00:00	0.00%	0.00%
% Change	100.00%	100.00%	0.00%	100.00%	100.00%
1 - 25 of 71					



## All traffic sources sent 185 visits via 22 sources and mediums

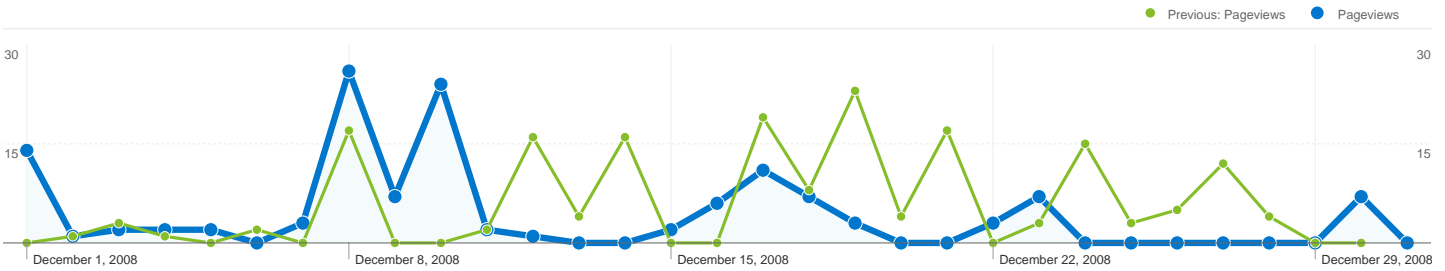
### Site Usage

<b>Visits</b> <b>185</b> Previous: 264 (-29.92%)	<b>Pages/Visit</b> <b>2.82</b> Previous: 2.66 (6.11%)	<b>Avg. Time on Site</b> <b>00:02:27</b> Previous: 00:02:03 (19.96%)	<b>% New Visits</b> <b>76.22%</b> Previous: 85.98% (-11.36%)	<b>Bounce Rate</b> <b>50.81%</b> Previous: 56.44% (-9.97%)	
Source/Medium	Visits	Pages/Visit	Avg. Time on Site	% New Visits	Bounce Rate
<b>google / organic</b>					
December 1, 2008 - December 31, 2008	104	2.14	00:01:22	78.85%	61.54%
November 1, 2008 - November 30, 2008	152	2.20	00:01:05	88.16%	65.79%
% Change	-31.58%	-2.71%	26.75%	-10.56%	-6.46%
<b>educationleeds.co.uk / referral</b>					
December 1, 2008 - December 31, 2008	36	4.22	00:05:45	80.56%	27.78%
November 1, 2008 - November 30, 2008	63	4.11	00:04:18	82.54%	30.16%
% Change	-42.86%	2.70%	33.83%	-2.40%	-7.89%
<b>(direct) / (none)</b>					
December 1, 2008 - December 31, 2008	16	3.62	00:02:46	43.75%	25.00%
November 1, 2008 - November 30, 2008	14	3.29	00:03:50	85.71%	42.86%
% Change	14.29%	10.33%	-27.92%	-48.96%	-41.67%
<b>leedscommunities.org / referral</b>					
December 1, 2008 - December 31, 2008	6	1.00	00:00:00	66.67%	100.00%
November 1, 2008 - November 30, 2008	1	1.00	00:00:00	0.00%	100.00%
% Change	500.00%	0.00%	0.00%	100.00%	0.00%
<b>yahoo / organic</b>					
December 1, 2008 - December 31, 2008	6	4.00	00:05:36	66.67%	33.33%
November 1, 2008 - November 30, 2008	8	1.38	00:00:16	75.00%	75.00%
% Change	-25.00%	190.91%	2,033.33%	-11.11%	-55.56%
<b>kerrmackie.leeds.sch.uk / referral</b>					
December 1, 2008 - December 31, 2008	4	1.75	00:00:38	100.00%	50.00%

November 1, 2008 - November 30, 2008	3	1.00	00:00:00	100.00%	100.00%
% Change	33.33%	75.00%	100.00%	0.00%	-50.00%
<b>live / organic</b>					
December 1, 2008 - December 31, 2008	3	5.67	00:01:52	66.67%	0.00%
November 1, 2008 - November 30, 2008	2	1.00	00:00:00	100.00%	100.00%
% Change	50.00%	466.67%	100.00%	-33.33%	-100.00%
<b>green-hosting.co.uk / referral</b>					
December 1, 2008 - December 31, 2008	2	1.50	00:00:08	50.00%	50.00%
November 1, 2008 - November 30, 2008	1	2.00	00:00:17	100.00%	0.00%
% Change	100.00%	-25.00%	-55.88%	-50.00%	100.00%
<b>msn / organic</b>					
December 1, 2008 - December 31, 2008	2	11.50	00:08:02	100.00%	0.00%
November 1, 2008 - November 30, 2008	6	3.00	00:02:39	83.33%	33.33%
% Change	-66.67%	283.33%	204.10%	20.00%	-100.00%
<b>66.102.9.132 / referral</b>					
December 1, 2008 - December 31, 2008	1	1.00	00:00:00	100.00%	100.00%
November 1, 2008 - November 30, 2008	0	0.00	00:00:00	0.00%	0.00%
% Change	100.00%	100.00%	0.00%	100.00%	100.00%
<b>aol / organic</b>					
December 1, 2008 - December 31, 2008	1	1.00	00:00:00	100.00%	100.00%
November 1, 2008 - November 30, 2008	2	3.00	00:03:42	100.00%	50.00%
% Change	-50.00%	-66.67%	-100.00%	0.00%	100.00%
<b>bramhope.leeds.sch.uk / referral</b>					
December 1, 2008 - December 31, 2008	1	1.00	00:00:00	100.00%	100.00%
November 1, 2008 - November 30, 2008	2	1.00	00:00:00	100.00%	100.00%
% Change	-50.00%	0.00%	0.00%	0.00%	0.00%
<b>google.co.uk / referral</b>					
December 1, 2008 - December 31, 2008	1	1.00	00:00:00	100.00%	100.00%
November 1, 2008 - November 30, 2008	0	0.00	00:00:00	0.00%	0.00%
% Change	100.00%	100.00%	0.00%	100.00%	100.00%
<b>search / organic</b>					
December 1, 2008 - December 31, 2008	1	1.00	00:00:00	100.00%	100.00%
November 1, 2008 - November 30, 2008	2	2.50	00:11:35	100.00%	50.00%
% Change	-50.00%	-60.00%	-100.00%	0.00%	100.00%
<b>search.mywebsearch.com / referral</b>					
December 1, 2008 - December 31, 2008	1	4.00	00:02:01	100.00%	0.00%

November 1, 2008 - November 30, 2008	0	0.00	00:00:00	0.00%	0.00%
% Change	100.00%	100.00%	100.00%	100.00%	0.00%
<b>autismdirectory.org.uk / referral</b>					
December 1, 2008 - December 31, 2008	0	0.00	00:00:00	0.00%	0.00%
November 1, 2008 - November 30, 2008	1	2.00	00:00:20	100.00%	0.00%
% Change	-100.00%	-100.00%	-100.00%	-100.00%	0.00%
<b>images.google.co.uk / referral</b>					
December 1, 2008 - December 31, 2008	0	0.00	00:00:00	0.00%	0.00%
November 1, 2008 - November 30, 2008	2	1.00	00:00:00	50.00%	100.00%
% Change	-100.00%	-100.00%	0.00%	-100.00%	-100.00%
<b>maps.google.co.uk / referral</b>					
December 1, 2008 - December 31, 2008	0	0.00	00:00:00	0.00%	0.00%
November 1, 2008 - November 30, 2008	1	1.00	00:00:00	100.00%	100.00%
% Change	-100.00%	-100.00%	0.00%	-100.00%	-100.00%
<b>netvibes.com / referral</b>					
December 1, 2008 - December 31, 2008	0	0.00	00:00:00	0.00%	0.00%
November 1, 2008 - November 30, 2008	1	4.00	00:02:00	100.00%	0.00%
% Change	-100.00%	-100.00%	-100.00%	-100.00%	0.00%
<b>search1.sky.com / referral</b>					
December 1, 2008 - December 31, 2008	0	0.00	00:00:00	0.00%	0.00%
November 1, 2008 - November 30, 2008	1	1.00	00:00:00	100.00%	100.00%
% Change	-100.00%	-100.00%	0.00%	-100.00%	-100.00%
<b>uk.f250.mail.yahoo.com / referral</b>					
December 1, 2008 - December 31, 2008	0	0.00	00:00:00	0.00%	0.00%
November 1, 2008 - November 30, 2008	1	1.00	00:00:00	100.00%	100.00%
% Change	-100.00%	-100.00%	0.00%	-100.00%	-100.00%
<b>ukaf.ris.local / referral</b>					
December 1, 2008 - December 31, 2008	0	0.00	00:00:00	0.00%	0.00%
November 1, 2008 - November 30, 2008	1	1.00	00:00:00	0.00%	100.00%
% Change	-100.00%	-100.00%	0.00%	0.00%	-100.00%

1 - 22 of 22



**This page was viewed 130 times via 33 keywords**

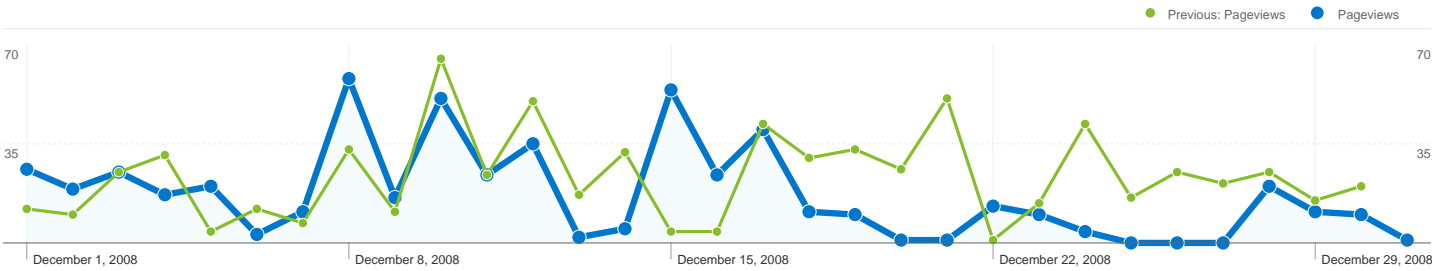
**Content Performance**

Pageviews	Unique Pageviews	Time on Page	Bounce Rate	% Exit	\$ Index	
<b>130</b> Previous: 175 (-25.71%)	<b>94</b> Previous: 124 (-24.19%)	<b>00:01:16</b> Previous: 00:00:58 (32.84%)	<b>22.86%</b> Previous: 31.11% (-26.53%)	<b>27.69%</b> Previous: 26.86% (3.11%)	<b>\$0.00</b> Previous: \$0.00 (0.00%)	
Keyword	Pageviews	Unique Pageviews	Time on Page	Bounce Rate	% Exit	\$ Index
<b>parent partnership leads</b>						
December 1, 2008 - December 31, 2008	45	27	00:00:43	33.33%	20.00%	\$0.00
November 1, 2008 - November 30, 2008	19	15	00:01:35	28.57%	36.84%	\$0.00
% Change	136.84%	80.00%	-54.38%	16.67%	-45.71%	0.00%
<b>leeds parent partnership</b>						
December 1, 2008 - December 31, 2008	17	16	00:00:12	12.50%	47.06%	\$0.00
November 1, 2008 - November 30, 2008	73	50	00:00:45	8.33%	16.44%	\$0.00
% Change	-76.71%	-68.00%	-73.73%	50.00%	186.27%	0.00%
<b>parent partnership service</b>						
December 1, 2008 - December 31, 2008	17	11	00:02:19	33.33%	17.65%	\$0.00
November 1, 2008 - November 30, 2008	10	6	00:00:26	0.00%	20.00%	\$0.00
% Change	70.00%	83.33%	429.52%	100.00%	-11.76%	0.00%
<b>leeds parent partnerships</b>						
December 1, 2008 - December 31, 2008	11	7	00:04:03	0.00%	18.18%	\$0.00
November 1, 2008 - November 30, 2008	1	1	00:00:00	100.00%	100.00%	\$0.00
% Change	1,000.00%	600.00%	100.00%	-100.00%	-81.82%	0.00%
<b>leeds parent partnersip</b>						
December 1, 2008 - December 31, 2008	9	6	00:00:46	0.00%	11.11%	\$0.00
November 1, 2008 - November 30, 2008	0	0	00:00:00	0.00%	0.00%	\$0.00
% Change	100.00%	100.00%	100.00%	0.00%	100.00%	0.00%
<b>parent partnership, leeds</b>						

December 1, 2008 - December 31, 2008	7	6	00:01:48	0.00%	14.29%	\$0.00
November 1, 2008 - November 30, 2008	0	0	00:00:00	0.00%	0.00%	\$0.00
% Change	100.00%	100.00%	100.00%	0.00%	100.00%	0.00%
<b>parent partnership services terms of reference</b>						
December 1, 2008 - December 31, 2008	4	3	00:00:48	0.00%	50.00%	\$0.00
November 1, 2008 - November 30, 2008	0	0	00:00:00	0.00%	0.00%	\$0.00
% Change	100.00%	100.00%	100.00%	0.00%	100.00%	0.00%
<b>leedsparentpartnership</b>						
December 1, 2008 - December 31, 2008	3	3	00:00:19	0.00%	33.33%	\$0.00
November 1, 2008 - November 30, 2008	0	0	00:00:00	0.00%	0.00%	\$0.00
% Change	100.00%	100.00%	100.00%	0.00%	100.00%	0.00%
<b>parent school partnership leads</b>						
December 1, 2008 - December 31, 2008	3	2	00:01:11	0.00%	33.33%	\$0.00
November 1, 2008 - November 30, 2008	0	0	00:00:00	0.00%	0.00%	\$0.00
% Change	100.00%	100.00%	100.00%	0.00%	100.00%	0.00%
<b>rachel harwood leads</b>						
December 1, 2008 - December 31, 2008	3	2	00:00:14	0.00%	33.33%	\$0.00
November 1, 2008 - November 30, 2008	0	0	00:00:00	0.00%	0.00%	\$0.00
% Change	100.00%	100.00%	100.00%	0.00%	100.00%	0.00%
<b>leeds parent partnership service</b>						
December 1, 2008 - December 31, 2008	2	2	00:00:43	0.00%	50.00%	\$0.00
November 1, 2008 - November 30, 2008	1	1	00:00:00	100.00%	100.00%	\$0.00
% Change	100.00%	100.00%	100.00%	-100.00%	-50.00%	0.00%
<b>leeds parent partnership services</b>						
December 1, 2008 - December 31, 2008	2	2	00:00:11	0.00%	50.00%	\$0.00
November 1, 2008 - November 30, 2008	0	0	00:00:00	0.00%	0.00%	\$0.00
% Change	100.00%	100.00%	100.00%	0.00%	100.00%	0.00%
<b>leeds parents partnetship</b>						
December 1, 2008 - December 31, 2008	2	2	00:00:24	0.00%	50.00%	\$0.00
November 1, 2008 - November 30, 2008	0	0	00:00:00	0.00%	0.00%	\$0.00
% Change	100.00%	100.00%	100.00%	0.00%	100.00%	0.00%
<b>www.leedsparentpartnership.co.uk</b>						
December 1, 2008 - December 31, 2008	2	2	00:00:05	0.00%	50.00%	\$0.00
November 1, 2008 - November 30, 2008	2	2	00:00:36	0.00%	50.00%	\$0.00
% Change	0.00%	0.00%	-86.11%	0.00%	0.00%	0.00%
<b>children referral units leeds</b>						

December 1, 2008 - December 31, 2008	1	1	00:00:00	100.00%	100.00%	\$0.00
November 1, 2008 - November 30, 2008	0	0	00:00:00	0.00%	0.00%	\$0.00
% Change	100.00%	100.00%	0.00%	100.00%	100.00%	0.00%
<b>parent partnership service leads</b>						
December 1, 2008 - December 31, 2008	1	1	00:00:00	100.00%	100.00%	\$0.00
November 1, 2008 - November 30, 2008	17	14	00:02:19	25.00%	23.53%	\$0.00
% Change	-94.12%	-92.86%	-100.00%	300.00%	325.00%	0.00%
<b>parent partnerships leads</b>						
December 1, 2008 - December 31, 2008	1	1	00:00:00	100.00%	100.00%	\$0.00
November 1, 2008 - November 30, 2008	0	0	00:00:00	0.00%	0.00%	\$0.00
% Change	100.00%	100.00%	0.00%	100.00%	100.00%	0.00%
<b>a partnership in yorkshire</b>						
December 1, 2008 - December 31, 2008	0	0	00:00:00	0.00%	0.00%	\$0.00
November 1, 2008 - November 30, 2008	1	1	00:00:00	100.00%	100.00%	\$0.00
% Change	-100.00%	-100.00%	0.00%	-100.00%	-100.00%	0.00%
<b>advice about the education admissions criteria leads</b>						
December 1, 2008 - December 31, 2008	0	0	00:00:00	0.00%	0.00%	\$0.00
November 1, 2008 - November 30, 2008	1	0	00:00:00	0.00%	100.00%	\$0.00
% Change	-100.00%	0.00%	0.00%	0.00%	-100.00%	0.00%
<b>education leads parent partnership</b>						
December 1, 2008 - December 31, 2008	0	0	00:00:00	0.00%	0.00%	\$0.00
November 1, 2008 - November 30, 2008	2	2	00:00:17	0.00%	50.00%	\$0.00
% Change	-100.00%	-100.00%	-100.00%	0.00%	-100.00%	0.00%
<b>find a parent in leads</b>						
December 1, 2008 - December 31, 2008	0	0	00:00:00	0.00%	0.00%	\$0.00
November 1, 2008 - November 30, 2008	1	1	00:00:00	100.00%	100.00%	\$0.00
% Change	-100.00%	-100.00%	0.00%	-100.00%	-100.00%	0.00%
<b>help line leads</b>						
December 1, 2008 - December 31, 2008	0	0	00:00:00	0.00%	0.00%	\$0.00
November 1, 2008 - November 30, 2008	3	1	00:00:37	0.00%	33.33%	\$0.00
% Change	-100.00%	-100.00%	-100.00%	0.00%	-100.00%	0.00%
<b>leads parent partnaship</b>						
December 1, 2008 - December 31, 2008	0	0	00:00:00	0.00%	0.00%	\$0.00
November 1, 2008 - November 30, 2008	1	1	00:00:00	100.00%	100.00%	\$0.00
% Change	-100.00%	-100.00%	0.00%	-100.00%	-100.00%	0.00%
<b>leads parent partnerhsip</b>						

December 1, 2008 - December 31, 2008	0	0	00:00:00	0.00%	0.00%	\$0.00
November 1, 2008 - November 30, 2008	1	1	00:00:00	100.00%	100.00%	\$0.00
% Change	-100.00%	-100.00%	0.00%	-100.00%	-100.00%	0.00%
<b>leeds parent partnership number</b>						
December 1, 2008 - December 31, 2008	0	0	00:00:00	0.00%	0.00%	\$0.00
November 1, 2008 - November 30, 2008	1	1	00:00:00	100.00%	100.00%	\$0.00
% Change	-100.00%	-100.00%	0.00%	-100.00%	-100.00%	0.00%
						1 - 25 of 33



## Pages on this site were viewed a total of 522 times

 **522 Pageviews**

Previous: 702 (-25.64%)

 **383 Unique Views**

Previous: 543 (-29.47%)

 **50.81% Bounce Rate**

Previous: 56.44% (-9.97%)

## Top Content

Pages	Pageviews	% Pageviews
/		
Dec 1, 2008 - Dec 31, 2008	120	22.99%
Nov 1, 2008 - Nov 30, 2008	180	25.64%
% Change	-33.33%	-33.33%
/guidance-downloads/		
Dec 1, 2008 - Dec 31, 2008	63	12.07%
Nov 1, 2008 - Nov 30, 2008	72	10.26%
% Change	-12.50%	-12.50%
/staff		
Dec 1, 2008 - Dec 31, 2008	60	11.49%
Nov 1, 2008 - Nov 30, 2008	58	8.26%
% Change	3.45%	3.45%
/advice-information/choice-advice-service/		
Dec 1, 2008 - Dec 31, 2008	42	8.05%
Nov 1, 2008 - Nov 30, 2008	59	8.40%
% Change	-28.81%	-28.81%
/links/		

Dec 1, 2008 - Dec 31, 2008	37	7.09%
Nov 1, 2008 - Nov 30, 2008	44	6.27%
% Change	-15.91%	-15.91%