

Site Usage

150 Visits
Previous: 228 (-34.21%)

47.33% Bounce Rate
Previous: 48.25% (-1.89%)

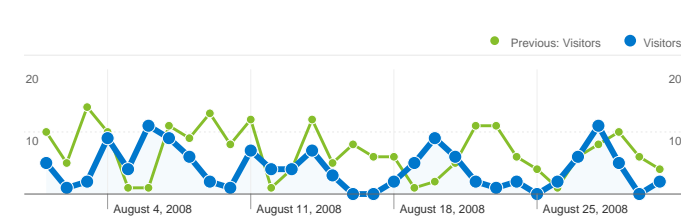
481 Pageviews
Previous: 623 (-22.79%)

00:02:48 Avg. Time on Site
Previous: 00:02:29 (12.84%)

3.21 Pages/Visit
Previous: 2.73 (17.35%)

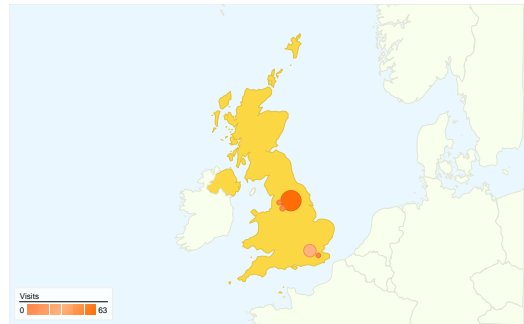
64.00% % New Visits
Previous: 71.49% (-10.48%)

Visitors Overview

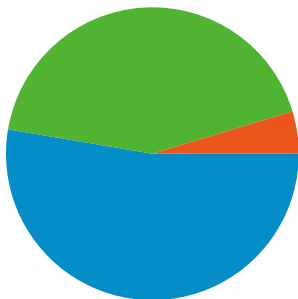


Visitors
115

Map Overlay GB



Traffic Sources Overview

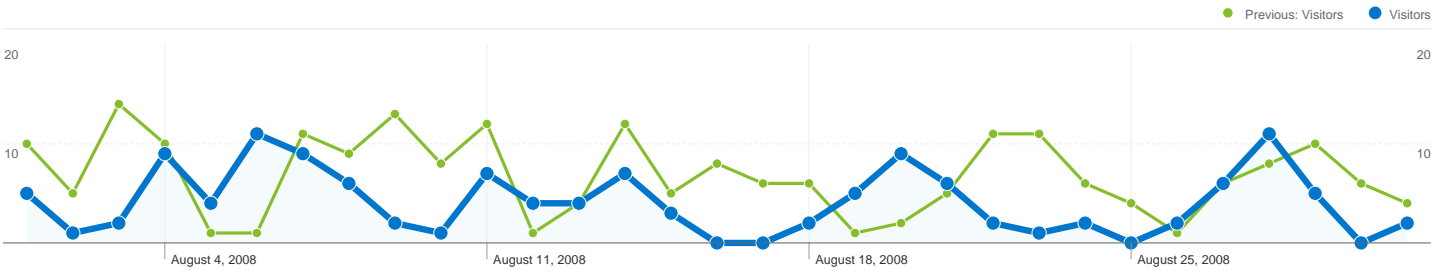


- **Search Engines**
79.00 (52.67%)
- **Referring Sites**
64.00 (42.67%)
- **Direct Traffic**
7.00 (4.67%)

Entrance Keywords: /		
Keyword	Pageviews	% visits
leeds parent partnership		
Aug 1, 2008 - Aug 31, 2008	25	40.98%
Jul 1, 2008 - Jul 31, 2008	19	16.38%
% Change	31.58%	31.58%
parent partnership service links with the lea		
Aug 1, 2008 - Aug 31, 2008	9	14.75%
Jul 1, 2008 - Jul 31, 2008	0	0.00%
% Change	100.00%	100.00%
parent partnership		
Aug 1, 2008 - Aug 31, 2008	8	13.11%
Jul 1, 2008 - Jul 31, 2008	15	12.93%
% Change	-46.67%	-46.67%
leedsparentpartnership.co.uk		
Aug 1, 2008 - Aug 31, 2008	7	11.48%
Jul 1, 2008 - Jul 31, 2008	0	0.00%
% Change	100.00%	100.00%
parent partnership service leeds		
Aug 1, 2008 - Aug 31, 2008	5	8.20%
Jul 1, 2008 - Jul 31, 2008	21	18.10%
% Change	-76.19%	-76.19%

All Traffic Sources		
Source/Medium	Visits	% visits
google / organic		
Aug 1, 2008 - Aug 31, 2008	77	51.33%
Jul 1, 2008 - Jul 31, 2008	122	53.51%
% Change	-36.89%	-36.89%
educationleeds.co.uk / referral		
Aug 1, 2008 - Aug 31, 2008	47	31.33%
Jul 1, 2008 - Jul 31, 2008	80	35.09%
% Change	-41.25%	-41.25%
leedscommunities.org / referral		
Aug 1, 2008 - Aug 31, 2008	12	8.00%
Jul 1, 2008 - Jul 31, 2008	9	3.95%
% Change	33.33%	33.33%
(direct) / (none)		
Aug 1, 2008 - Aug 31, 2008	7	4.67%
Jul 1, 2008 - Jul 31, 2008	8	3.51%
% Change	-12.50%	-12.50%
images.google.com / referral		
Aug 1, 2008 - Aug 31, 2008	2	1.33%
Jul 1, 2008 - Jul 31, 2008	0	0.00%
% Change	100.00%	100.00%

Content Overview		
Pages	Pageviews	% Pageviews
/		
Aug 1, 2008 - Aug 31, 2008	101	21.00%
Jul 1, 2008 - Jul 31, 2008	135	21.67%
% Change	-25.19%	-25.19%
/guidance-downloads/		
Aug 1, 2008 - Aug 31, 2008	49	10.19%
Jul 1, 2008 - Jul 31, 2008	33	5.30%
% Change	48.48%	48.48%
/advice-information/choice-advice-service/		
Aug 1, 2008 - Aug 31, 2008	43	8.94%
Jul 1, 2008 - Jul 31, 2008	60	9.63%
% Change	-28.33%	-28.33%
/news/		
Aug 1, 2008 - Aug 31, 2008	37	7.69%
Jul 1, 2008 - Jul 31, 2008	26	4.17%
% Change	42.31%	42.31%
/events/		
Aug 1, 2008 - Aug 31, 2008	36	7.48%
Jul 1, 2008 - Jul 31, 2008	11	1.77%
% Change	227.27%	227.27%

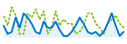


115 people visited this site



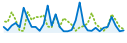
150 Visits

Previous: 228 (-34.21%)



115 Absolute Unique Visitors

Previous: 188 (-38.83%)



481 Pageviews

Previous: 623 (-22.79%)



3.21 Average Pageviews

Previous: 2.73 (17.35%)



00:02:48 Time on Site

Previous: 00:02:29 (12.84%)



47.33% Bounce Rate

Previous: 48.25% (-1.89%)



64.00% New Visits

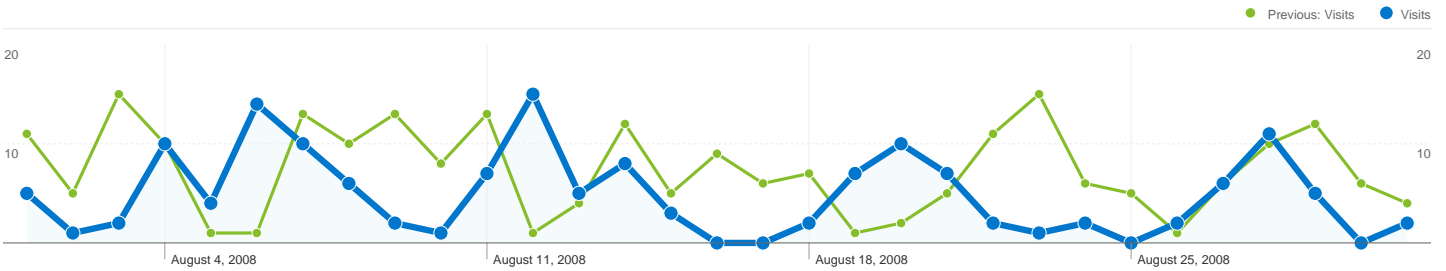
Previous: 71.49% (-10.48%)

Technical Profile




Browser	Visits	% visits	Connection Speed	Visits	% visits
Internet Explorer			Unknown		
Aug 1, 2008 - Aug 31, 2008	138	92.00%	Aug 1, 2008 - Aug 31, 2008	89	59.33%
Jul 1, 2008 - Jul 31, 2008	200	87.72%	Jul 1, 2008 - Jul 31, 2008	105	46.05%
% Change	-31.00%	-31.00%	% Change	-15.24%	-15.24%
Firefox			DSL		
Aug 1, 2008 - Aug 31, 2008	11	7.33%	Aug 1, 2008 - Aug 31, 2008	44	29.33%
Jul 1, 2008 - Jul 31, 2008	22	9.65%	Jul 1, 2008 - Jul 31, 2008	71	31.14%
% Change	-50.00%	-50.00%	% Change	-38.03%	-38.03%
Safari			Cable		
Aug 1, 2008 - Aug 31, 2008	1	0.67%	Aug 1, 2008 - Aug 31, 2008	11	7.33%
Jul 1, 2008 - Jul 31, 2008	5	2.19%	Jul 1, 2008 - Jul 31, 2008	36	15.79%

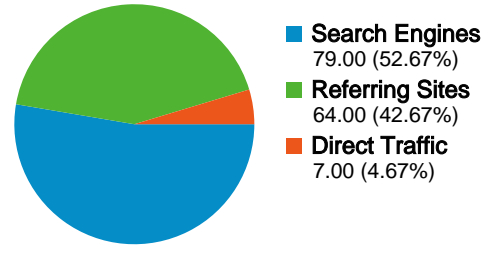
% Change	-80.00%	-80.00%
Mozilla		
Aug 1, 2008 - Aug 31, 2008	0	0.00%
Jul 1, 2008 - Jul 31, 2008	1	0.44%
% Change	-100.00%	-100.00%

% Change	-69.44%	-69.44%
T1		
Aug 1, 2008 - Aug 31, 2008	4	2.67%
Jul 1, 2008 - Jul 31, 2008	13	5.70%
% Change	-69.23%	-69.23%
OC3		
Aug 1, 2008 - Aug 31, 2008	2	1.33%
Jul 1, 2008 - Jul 31, 2008	1	0.44%
% Change	100.00%	100.00%



All traffic sources sent a total of 150 visits

-  **4.67% Direct Traffic**
Previous: 3.51% (33.00%)
-  **42.67% Referring Sites**
Previous: 40.79% (4.60%)
-  **52.67% Search Engines**
Previous: 55.70% (-5.45%)



Top Traffic Sources

Sources	Visits	% visits
google (organic)		
Aug 1, 2008 - Aug 31, 2008	77	51.33%
Jul 1, 2008 - Jul 31, 2008	122	53.51%
% Change	-36.89%	-36.89%
educationleeds.co.uk (referral)		
Aug 1, 2008 - Aug 31, 2008	47	31.33%
Jul 1, 2008 - Jul 31, 2008	80	35.09%
% Change	-41.25%	-41.25%
leedscommunities.org (referral)		
Aug 1, 2008 - Aug 31, 2008	12	8.00%
Jul 1, 2008 - Jul 31, 2008	9	3.95%
% Change	33.33%	33.33%
(direct) ((none))		
Aug 1, 2008 - Aug 31, 2008	7	4.67%
Jul 1, 2008 - Jul 31, 2008	8	3.51%
% Change	-12.50%	-12.50%
images.google.com (referral)		
Aug 1, 2008 - Aug 31, 2008	2	1.33%

Keywords	Visits	% visits
leeds parent partnership		
Aug 1, 2008 - Aug 31, 2008	4	5.06%
Jul 1, 2008 - Jul 31, 2008	6	4.72%
% Change	-33.33%	-33.33%
parent partnership		
Aug 1, 2008 - Aug 31, 2008	4	5.06%
Jul 1, 2008 - Jul 31, 2008	3	2.36%
% Change	33.33%	33.33%
choice advice		
Aug 1, 2008 - Aug 31, 2008	3	3.80%
Jul 1, 2008 - Jul 31, 2008	0	0.00%
% Change	100.00%	100.00%
bridget mork		
Aug 1, 2008 - Aug 31, 2008	2	2.53%
Jul 1, 2008 - Jul 31, 2008	0	0.00%
% Change	100.00%	100.00%
leeds statement of sen		
Aug 1, 2008 - Aug 31, 2008	2	2.53%

Jul 1, 2008 - Jul 31, 2008	0	0.00%
% Change	100.00%	100.00%

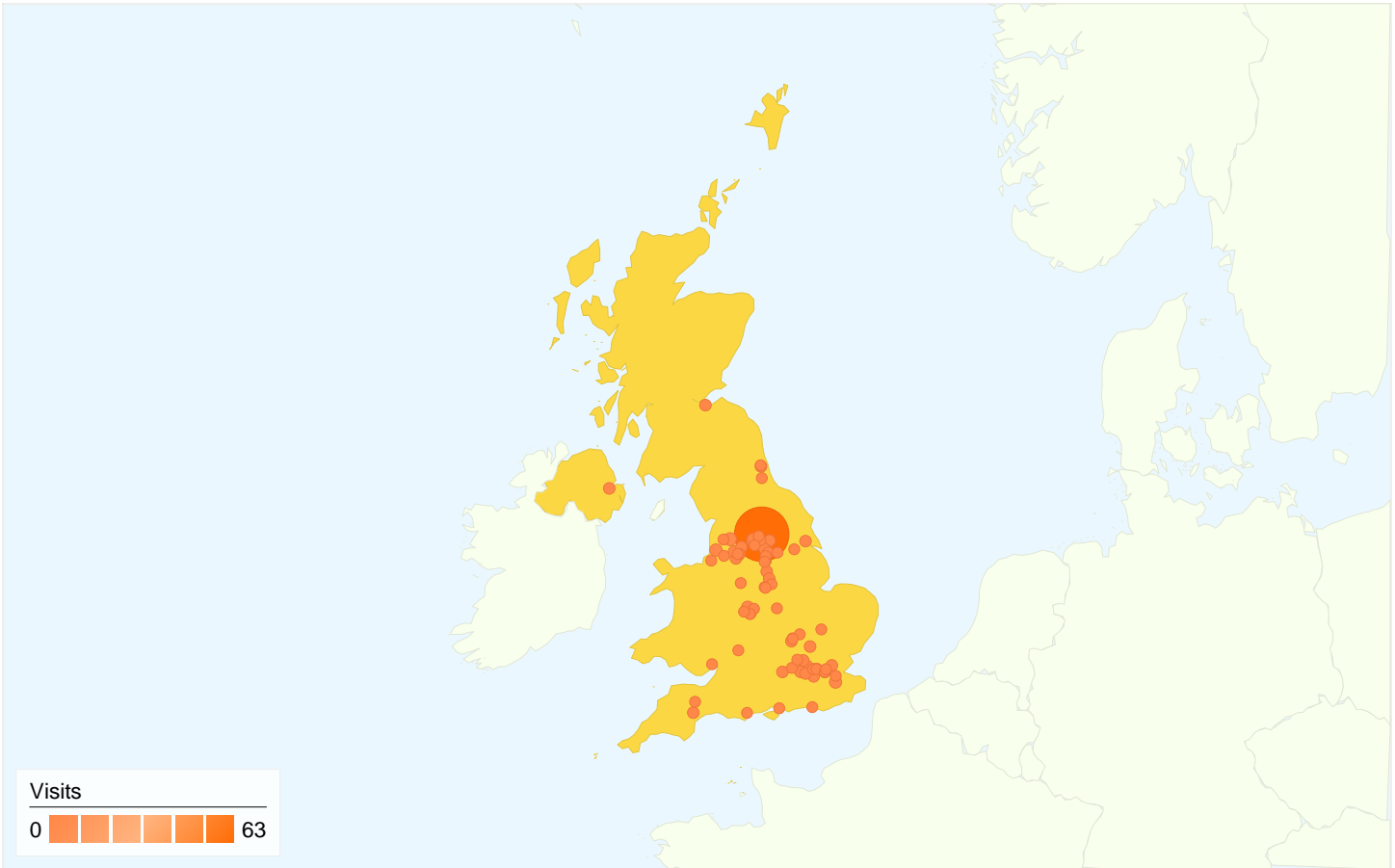
Jul 1, 2008 - Jul 31, 2008	0	0.00%
% Change	100.00%	100.00%

Country/Territory Detail:

United Kingdom

Aug 1, 2008 - Aug 31, 2008

Comparing to: Jul 1, 2008 - Jul 31, 2008



This country/territory sent 144 visits via 79 cities

Site Usage

Visits	Pages/Visit	Avg. Time on Site	% New Visits	Bounce Rate	
144 Previous: 219 (-34.25%)	3.28 Previous: 2.79 (17.54%)	00:02:53 Previous: 00:02:34 (12.28%)	62.50% Previous: 70.32% (-11.12%)	46.53% Previous: 46.58% (-0.10%)	
City	Visits	Pages/Visit	Avg. Time on Site	% New Visits	Bounce Rate
Leeds					
August 1, 2008 - August 31, 2008	63	4.40	00:05:07	34.92%	34.92%
July 1, 2008 - July 31, 2008	92	2.78	00:02:59	45.65%	41.30%
% Change	-31.52%	58.01%	71.11%	-23.51%	-15.46%
London					
August 1, 2008 - August 31, 2008	33	1.70	00:00:32	78.79%	57.58%
July 1, 2008 - July 31, 2008	28	2.68	00:01:19	92.86%	50.00%
% Change	17.86%	-36.65%	-59.49%	-15.15%	15.15%
Manchester					

August 1, 2008 - August 31, 2008	5	3.00	00:00:34	80.00%	60.00%
July 1, 2008 - July 31, 2008	8	2.88	00:01:53	100.00%	25.00%
% Change	-37.50%	4.35%	-70.06%	-20.00%	140.00%
Blackburn					
August 1, 2008 - August 31, 2008	3	2.67	00:01:19	66.67%	0.00%
July 1, 2008 - July 31, 2008	1	4.00	00:12:06	100.00%	0.00%
% Change	200.00%	-33.33%	-89.07%	-33.33%	0.00%
Sheffield					
August 1, 2008 - August 31, 2008	2	2.50	00:00:47	50.00%	50.00%
July 1, 2008 - July 31, 2008	2	7.00	00:02:25	100.00%	0.00%
% Change	0.00%	-64.29%	-67.82%	-50.00%	100.00%
Maidstone					
August 1, 2008 - August 31, 2008	2	3.00	00:00:34	100.00%	50.00%
July 1, 2008 - July 31, 2008	0	0.00	00:00:00	0.00%	0.00%
% Change	100.00%	100.00%	100.00%	100.00%	100.00%
Ormskirk					
August 1, 2008 - August 31, 2008	2	1.00	00:00:00	100.00%	100.00%
July 1, 2008 - July 31, 2008	0	0.00	00:00:00	0.00%	0.00%
% Change	100.00%	100.00%	0.00%	100.00%	100.00%
Wembley					
August 1, 2008 - August 31, 2008	2	5.50	00:01:37	100.00%	0.00%
July 1, 2008 - July 31, 2008	0	0.00	00:00:00	0.00%	0.00%
% Change	100.00%	100.00%	100.00%	100.00%	0.00%
Walsall					
August 1, 2008 - August 31, 2008	2	9.00	00:09:12	50.00%	0.00%
July 1, 2008 - July 31, 2008	1	2.00	00:00:23	100.00%	0.00%
% Change	100.00%	350.00%	2,300.00%	-50.00%	0.00%
Watford					
August 1, 2008 - August 31, 2008	1	6.00	00:05:45	100.00%	0.00%
July 1, 2008 - July 31, 2008	0	0.00	00:00:00	0.00%	0.00%
% Change	100.00%	100.00%	100.00%	100.00%	0.00%
Halifax					
August 1, 2008 - August 31, 2008	1	10.00	00:04:10	100.00%	0.00%
July 1, 2008 - July 31, 2008	1	3.00	00:00:51	100.00%	0.00%
% Change	0.00%	233.33%	390.20%	0.00%	0.00%
Belfast					

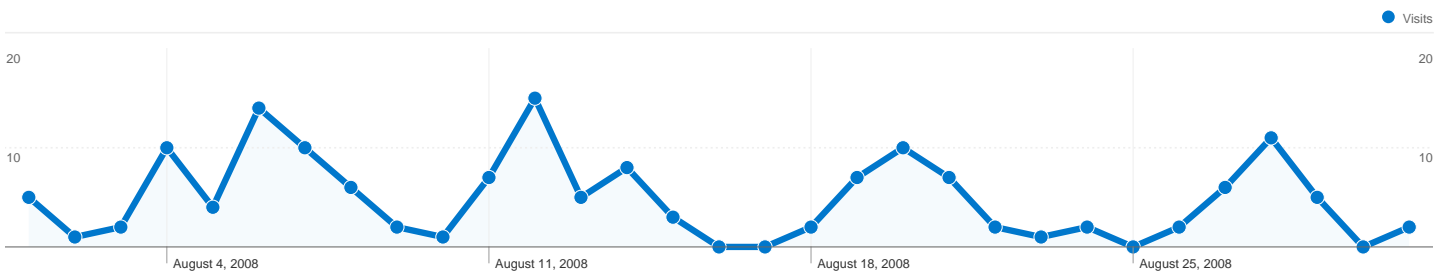
August 1, 2008 - August 31, 2008	1	1.00	00:00:00	100.00%	100.00%
July 1, 2008 - July 31, 2008	1	2.00	00:01:43	100.00%	0.00%
% Change	0.00%	-50.00%	-100.00%	0.00%	100.00%
Stevenage					
August 1, 2008 - August 31, 2008	1	6.00	00:03:00	100.00%	0.00%
July 1, 2008 - July 31, 2008	0	0.00	00:00:00	0.00%	0.00%
% Change	100.00%	100.00%	100.00%	100.00%	0.00%
Sale					
August 1, 2008 - August 31, 2008	1	1.00	00:00:00	100.00%	100.00%
July 1, 2008 - July 31, 2008	0	0.00	00:00:00	0.00%	0.00%
% Change	100.00%	100.00%	0.00%	100.00%	100.00%
Kearsley					
August 1, 2008 - August 31, 2008	1	1.00	00:00:00	100.00%	100.00%
July 1, 2008 - July 31, 2008	0	0.00	00:00:00	0.00%	0.00%
% Change	100.00%	100.00%	0.00%	100.00%	100.00%
Batley					
August 1, 2008 - August 31, 2008	1	1.00	00:00:00	100.00%	100.00%
July 1, 2008 - July 31, 2008	2	1.50	00:00:06	100.00%	50.00%
% Change	-50.00%	-33.33%	-100.00%	0.00%	100.00%
Croydon					
August 1, 2008 - August 31, 2008	1	1.00	00:00:00	100.00%	100.00%
July 1, 2008 - July 31, 2008	0	0.00	00:00:00	0.00%	0.00%
% Change	100.00%	100.00%	0.00%	100.00%	100.00%
Cleckheaton					
August 1, 2008 - August 31, 2008	1	1.00	00:00:00	100.00%	100.00%
July 1, 2008 - July 31, 2008	0	0.00	00:00:00	0.00%	0.00%
% Change	100.00%	100.00%	0.00%	100.00%	100.00%
Bradford					
August 1, 2008 - August 31, 2008	1	9.00	00:04:40	100.00%	0.00%
July 1, 2008 - July 31, 2008	2	9.50	00:05:05	50.00%	0.00%
% Change	-50.00%	-5.26%	-8.05%	100.00%	0.00%
Hull					
August 1, 2008 - August 31, 2008	1	3.00	00:00:11	100.00%	0.00%
July 1, 2008 - July 31, 2008	3	4.67	00:02:58	66.67%	66.67%
% Change	-66.67%	-35.71%	-93.82%	50.00%	-100.00%
Reading					

August 1, 2008 - August 31, 2008	1	2.00	00:05:01	100.00%	0.00%
July 1, 2008 - July 31, 2008	1	5.00	00:00:46	100.00%	0.00%
% Change	0.00%	-60.00%	554.35%	0.00%	0.00%
Stanwell					
August 1, 2008 - August 31, 2008	1	1.00	00:00:00	100.00%	100.00%
July 1, 2008 - July 31, 2008	0	0.00	00:00:00	0.00%	0.00%
% Change	100.00%	100.00%	0.00%	100.00%	100.00%
Wakefield					
August 1, 2008 - August 31, 2008	1	1.00	00:00:00	100.00%	100.00%
July 1, 2008 - July 31, 2008	2	2.50	00:00:17	100.00%	50.00%
% Change	-50.00%	-60.00%	-100.00%	0.00%	100.00%
Birmingham					
August 1, 2008 - August 31, 2008	1	1.00	00:00:00	100.00%	100.00%
July 1, 2008 - July 31, 2008	1	1.00	00:00:00	100.00%	100.00%
% Change	0.00%	0.00%	0.00%	0.00%	0.00%
Wingerworth					
August 1, 2008 - August 31, 2008	1	5.00	00:06:04	100.00%	0.00%
July 1, 2008 - July 31, 2008	0	0.00	00:00:00	0.00%	0.00%
% Change	100.00%	100.00%	100.00%	100.00%	0.00%
1 - 25 of 79					

All Traffic Sources

Aug 1, 2008 - Aug 31, 2008

Comparing to: Jul 1, 2008 - Jul 31, 2008



All traffic sources sent 150 visits via 16 sources and mediums

Site Usage

Source/Medium	Visits	Pages/Visit	Avg. Time on Site	% New Visits	Bounce Rate
Summary Metrics Visits: 150 (Previous: 228 (-34.21%)) Pages/Visit: 3.21 (Previous: 2.73 (17.35%)) Avg. Time on Site: 00:02:48 (Previous: 00:02:29 (12.84%)) % New Visits: 64.00% (Previous: 71.49% (-10.48%)) Bounce Rate: 47.33% (Previous: 48.25% (-1.89%))					
google / organic					
August 1, 2008 - August 31, 2008	77	2.29	00:01:34	85.71%	61.04%
July 1, 2008 - July 31, 2008	122	2.66	00:02:15	79.51%	58.20%
% Change	-36.89%	-13.93%	-30.58%	7.81%	4.88%
educationleeds.co.uk / referral					
August 1, 2008 - August 31, 2008	47	4.79	00:05:22	36.17%	19.15%
July 1, 2008 - July 31, 2008	80	3.20	00:03:32	63.75%	27.50%
% Change	-41.25%	49.60%	51.52%	-43.26%	-30.37%
leedscommunities.org / referral					
August 1, 2008 - August 31, 2008	12	4.08	00:03:11	16.67%	41.67%
July 1, 2008 - July 31, 2008	9	1.67	00:00:19	11.11%	66.67%
% Change	33.33%	145.00%	917.16%	50.00%	-37.50%
(direct) / (none)					
August 1, 2008 - August 31, 2008	7	2.00	00:00:23	57.14%	71.43%
July 1, 2008 - July 31, 2008	8	1.38	00:00:07	62.50%	62.50%
% Change	-12.50%	45.45%	253.85%	-8.57%	14.29%
images.google.com / referral					
August 1, 2008 - August 31, 2008	2	1.00	00:00:00	100.00%	100.00%
July 1, 2008 - July 31, 2008	0	0.00	00:00:00	0.00%	0.00%
% Change	100.00%	100.00%	0.00%	100.00%	100.00%
aol / organic					
August 1, 2008 - August 31, 2008	1	3.00	00:01:17	100.00%	0.00%

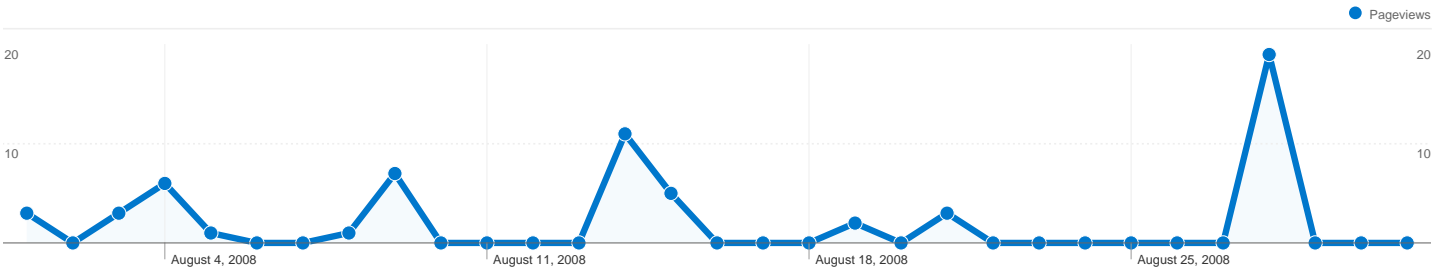
July 1, 2008 - July 31, 2008	1	3.00	00:01:31	100.00%	0.00%
% Change	0.00%	0.00%	-15.38%	0.00%	0.00%
google.btopenworld.com / referral					
August 1, 2008 - August 31, 2008	1	1.00	00:00:00	100.00%	100.00%
July 1, 2008 - July 31, 2008	0	0.00	00:00:00	0.00%	0.00%
% Change	100.00%	100.00%	0.00%	100.00%	100.00%
live / organic					
August 1, 2008 - August 31, 2008	1	1.00	00:00:00	100.00%	100.00%
July 1, 2008 - July 31, 2008	0	0.00	00:00:00	0.00%	0.00%
% Change	100.00%	100.00%	0.00%	100.00%	100.00%
search.myway.com / referral					
August 1, 2008 - August 31, 2008	1	9.00	00:04:40	100.00%	0.00%
July 1, 2008 - July 31, 2008	0	0.00	00:00:00	0.00%	0.00%
% Change	100.00%	100.00%	100.00%	100.00%	0.00%
tiscali.co.uk / referral					
August 1, 2008 - August 31, 2008	1	1.00	00:00:00	100.00%	100.00%
July 1, 2008 - July 31, 2008	1	1.00	00:00:00	100.00%	100.00%
% Change	0.00%	0.00%	0.00%	0.00%	0.00%
ask / organic					
August 1, 2008 - August 31, 2008	0	0.00	00:00:00	0.00%	0.00%
July 1, 2008 - July 31, 2008	2	2.00	00:00:09	100.00%	50.00%
% Change	-100.00%	-100.00%	-100.00%	-100.00%	-100.00%
google.com / referral					
August 1, 2008 - August 31, 2008	0	0.00	00:00:00	0.00%	0.00%
July 1, 2008 - July 31, 2008	1	1.00	00:00:00	100.00%	100.00%
% Change	-100.00%	-100.00%	0.00%	-100.00%	-100.00%
images.google.com.sg / referral					
August 1, 2008 - August 31, 2008	0	0.00	00:00:00	0.00%	0.00%
July 1, 2008 - July 31, 2008	1	1.00	00:00:00	100.00%	100.00%
% Change	-100.00%	-100.00%	0.00%	-100.00%	-100.00%
images.google.lk / referral					
August 1, 2008 - August 31, 2008	0	0.00	00:00:00	0.00%	0.00%
July 1, 2008 - July 31, 2008	1	1.00	00:00:00	100.00%	100.00%
% Change	-100.00%	-100.00%	0.00%	-100.00%	-100.00%
search / organic					
August 1, 2008 - August 31, 2008	0	0.00	00:00:00	0.00%	0.00%

July 1, 2008 - July 31, 2008	1	1.00	00:00:00	100.00%	100.00%
% Change	-100.00%	-100.00%	0.00%	-100.00%	-100.00%
yahoo / organic					
August 1, 2008 - August 31, 2008	0	0.00	00:00:00	0.00%	0.00%
July 1, 2008 - July 31, 2008	1	5.00	00:01:08	100.00%	0.00%
% Change	-100.00%	-100.00%	-100.00%	-100.00%	0.00%
					1 - 16 of 16

Entrance Keywords:

Aug 1, 2008 - Aug 31, 2008

Comparing to: Jul 1, 2008 - Jul 31, 2008



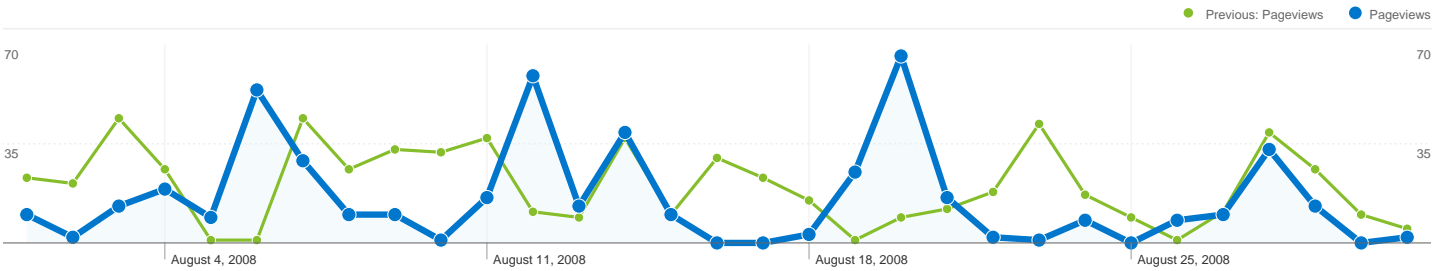
This page was viewed 61 times via 17 keywords

Content Performance

Pageviews	Unique Pageviews	Time on Page	Bounce Rate	% Exit	\$ Index	
61 Previous: 116 (-47.41%)	42 Previous: 90 (-53.33%)	00:01:36 Previous: 00:00:54 (76.07%)	35.71% Previous: 15.38% (132.14%)	22.95% Previous: 22.41% (2.40%)	\$0.00 Previous: \$0.00 (0.00%)	
Keyword	Pageviews	Unique Pageviews	Time on Page	Bounce Rate	% Exit	\$ Index
leeds parent partnership						
August 1, 2008 - August 31, 2008	25	16	00:02:06	25.00%	16.00%	\$0.00
July 1, 2008 - July 31, 2008	19	16	00:00:40	0.00%	21.05%	\$0.00
% Change	31.58%	0.00%	213.12%	100.00%	-24.00%	0.00%
parent partnership service links with the lea						
August 1, 2008 - August 31, 2008	9	3	00:01:48	0.00%	0.00%	\$0.00
July 1, 2008 - July 31, 2008	0	0	00:00:00	0.00%	0.00%	\$0.00
% Change	100.00%	100.00%	100.00%	0.00%	0.00%	0.00%
parent partnership						
August 1, 2008 - August 31, 2008	8	6	00:00:17	75.00%	50.00%	\$0.00
July 1, 2008 - July 31, 2008	15	10	00:00:41	33.33%	20.00%	\$0.00
% Change	-46.67%	-40.00%	-59.23%	125.00%	150.00%	0.00%
leedsparentpartnership.co.uk						
August 1, 2008 - August 31, 2008	7	7	00:01:59	0.00%	14.29%	\$0.00
July 1, 2008 - July 31, 2008	0	0	00:00:00	0.00%	0.00%	\$0.00
% Change	100.00%	100.00%	100.00%	0.00%	100.00%	0.00%
parent partnership service leads						
August 1, 2008 - August 31, 2008	5	5	00:00:18	50.00%	40.00%	\$0.00
July 1, 2008 - July 31, 2008	21	17	00:01:31	0.00%	14.29%	\$0.00
% Change	-76.19%	-70.59%	-80.28%	100.00%	180.00%	0.00%
parent partnership leads						

August 1, 2008 - August 31, 2008	3	2	00:00:12	0.00%	33.33%	\$0.00
July 1, 2008 - July 31, 2008	21	19	00:01:12	16.67%	28.57%	\$0.00
% Change	-85.71%	-89.47%	-84.01%	-100.00%	16.67%	0.00%
leeds parent partnership service						
August 1, 2008 - August 31, 2008	2	2	00:00:05	0.00%	50.00%	\$0.00
July 1, 2008 - July 31, 2008	0	0	00:00:00	0.00%	0.00%	\$0.00
% Change	100.00%	100.00%	100.00%	0.00%	100.00%	0.00%
parent partnership services terms of reference						
August 1, 2008 - August 31, 2008	2	1	00:00:09	0.00%	50.00%	\$0.00
July 1, 2008 - July 31, 2008	0	0	00:00:00	0.00%	0.00%	\$0.00
% Change	100.00%	100.00%	100.00%	0.00%	100.00%	0.00%
leeds legal volunteering						
August 1, 2008 - August 31, 2008	0	0	00:00:00	0.00%	0.00%	\$0.00
July 1, 2008 - July 31, 2008	2	2	00:00:15	0.00%	50.00%	\$0.00
% Change	-100.00%	-100.00%	-100.00%	0.00%	-100.00%	0.00%
leeds parent partnership						
August 1, 2008 - August 31, 2008	0	0	00:00:00	0.00%	0.00%	\$0.00
July 1, 2008 - July 31, 2008	5	4	00:01:39	0.00%	20.00%	\$0.00
% Change	-100.00%	-100.00%	-100.00%	0.00%	-100.00%	0.00%
leeds parent partnership leads						
August 1, 2008 - August 31, 2008	0	0	00:00:00	0.00%	0.00%	\$0.00
July 1, 2008 - July 31, 2008	1	1	00:00:00	100.00%	100.00%	\$0.00
% Change	-100.00%	-100.00%	0.00%	-100.00%	-100.00%	0.00%
leeds parents						
August 1, 2008 - August 31, 2008	0	0	00:00:00	0.00%	0.00%	\$0.00
July 1, 2008 - July 31, 2008	9	4	00:00:37	0.00%	11.11%	\$0.00
% Change	-100.00%	-100.00%	-100.00%	0.00%	-100.00%	0.00%
parent partnership and leads						
August 1, 2008 - August 31, 2008	0	0	00:00:00	0.00%	0.00%	\$0.00
July 1, 2008 - July 31, 2008	9	6	00:00:28	0.00%	11.11%	\$0.00
% Change	-100.00%	-100.00%	-100.00%	0.00%	-100.00%	0.00%
parent partnership services						
August 1, 2008 - August 31, 2008	0	0	00:00:00	0.00%	0.00%	\$0.00
July 1, 2008 - July 31, 2008	3	2	00:00:20	0.00%	33.33%	\$0.00
% Change	-100.00%	-100.00%	-100.00%	0.00%	-100.00%	0.00%
parent partnership website						


August 1, 2008 - August 31, 2008	0	0	00:00:00	0.00%	0.00%	\$0.00
July 1, 2008 - July 31, 2008	5	4	00:00:17	0.00%	20.00%	\$0.00
% Change	-100.00%	-100.00%	-100.00%	0.00%	-100.00%	0.00%
parent partnership. leads						
August 1, 2008 - August 31, 2008	0	0	00:00:00	0.00%	0.00%	\$0.00
July 1, 2008 - July 31, 2008	1	1	00:00:00	100.00%	100.00%	\$0.00
% Change	-100.00%	-100.00%	0.00%	-100.00%	-100.00%	0.00%
tenants hall leads						
August 1, 2008 - August 31, 2008	0	0	00:00:00	0.00%	0.00%	\$0.00
July 1, 2008 - July 31, 2008	5	4	00:00:11	0.00%	40.00%	\$0.00
% Change	-100.00%	-100.00%	-100.00%	0.00%	-100.00%	0.00%
1 - 17 of 17						



Pages on this site were viewed a total of 481 times

 **481 Pageviews**
Previous: 623 (-22.79%)

 **321 Unique Views**
Previous: 495 (-35.15%)

 **47.33% Bounce Rate**
Previous: 48.25% (-1.89%)

Top Content

Pages	Pageviews	% Pageviews
/		
Aug 1, 2008 - Aug 31, 2008	101	21.00%
Jul 1, 2008 - Jul 31, 2008	135	21.67%
% Change	-25.19%	-25.19%
/guidance-downloads/		
Aug 1, 2008 - Aug 31, 2008	49	10.19%
Jul 1, 2008 - Jul 31, 2008	33	5.30%
% Change	48.48%	48.48%
/advice-information/choice-advice-service/		
Aug 1, 2008 - Aug 31, 2008	43	8.94%
Jul 1, 2008 - Jul 31, 2008	60	9.63%
% Change	-28.33%	-28.33%
/news/		
Aug 1, 2008 - Aug 31, 2008	37	7.69%
Jul 1, 2008 - Jul 31, 2008	26	4.17%
% Change	42.31%	42.31%
/events/		
Aug 1, 2008 - Aug 31, 2008	36	7.48%

Jul 1, 2008 - Jul 31, 2008	11	1.77%
% Change	227.27%	227.27%