

## Site Usage

**326 Visits**

Previous: 394 (-17.26%)

**51.53% Bounce Rate**

Previous: 49.49% (4.12%)

**813 Pageviews**

Previous: 1,128 (-27.93%)

**00:02:13 Avg. Time on Site**

Previous: 00:02:22 (-5.70%)

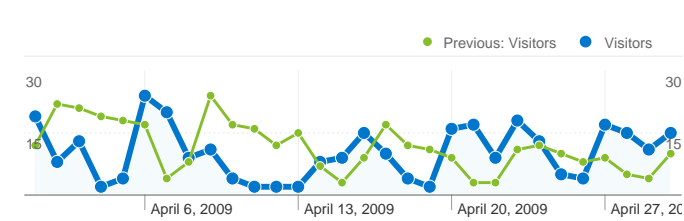
**2.49 Pages/Visit**

Previous: 2.86 (-12.89%)

**73.62% % New Visits**

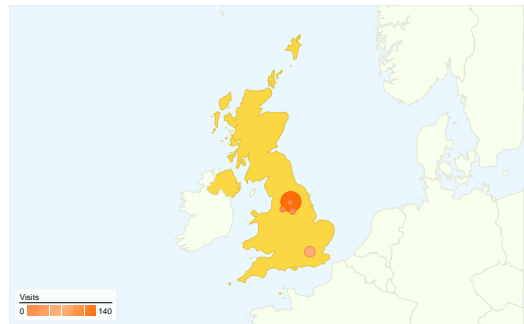
Previous: 68.02% (8.23%)

## Visitors Overview

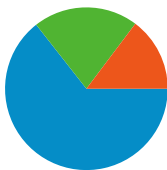


**Visitors**  
**273**

## Map Overlay GB



## Traffic Sources Overview

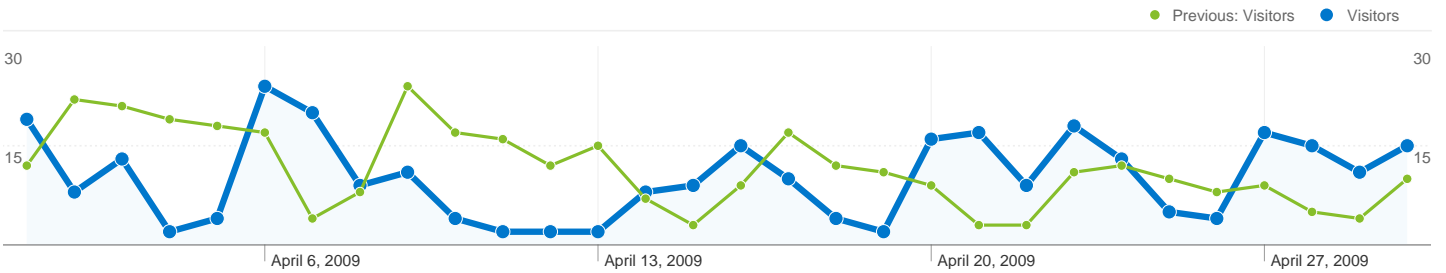


- **Search Engines**  
210.00 (64.42%)
- **Referring Sites**  
68.00 (20.86%)
- **Direct Traffic**  
48.00 (14.72%)

Entrance Keywords: /		
Keyword	Pageviews	% visits
parent partnership leeds		
Apr 1, 2009 - Apr 30, 2009	54	27.27%
Mar 1, 2009 - Mar 31, 2009	93	32.18%
% Change	-41.94%	-15.25%
leeds parent partnership service		
Apr 1, 2009 - Apr 30, 2009	47	23.74%
Mar 1, 2009 - Mar 31, 2009	2	0.69%
% Change	2,250.00%	3,330.05%
leeds parent partnership		
Apr 1, 2009 - Apr 30, 2009	41	20.71%
Mar 1, 2009 - Mar 31, 2009	99	34.26%
% Change	-58.59%	-39.55%
leedsparentpartnership		
Apr 1, 2009 - Apr 30, 2009	17	8.59%
Mar 1, 2009 - Mar 31, 2009	2	0.69%
% Change	750.00%	1,140.66%
leeds pps		
Apr 1, 2009 - Apr 30, 2009	5	2.53%
Mar 1, 2009 - Mar 31, 2009	0	0.00%
% Change	100.00%	100.00%

All Traffic Sources		
Source/Medium	Visits	% visits
google / organic		
Apr 1, 2009 - Apr 30, 2009	184	56.44%
Mar 1, 2009 - Mar 31, 2009	228	57.87%
% Change	-19.30%	-2.46%
(direct) / (none)		
Apr 1, 2009 - Apr 30, 2009	48	14.72%
Mar 1, 2009 - Mar 31, 2009	59	14.97%
% Change	-18.64%	-1.67%
educationleeds.co.uk / referral		
Apr 1, 2009 - Apr 30, 2009	44	13.50%
Mar 1, 2009 - Mar 31, 2009	69	17.51%
% Change	-36.23%	-22.93%
yahoo / organic		
Apr 1, 2009 - Apr 30, 2009	12	3.68%
Mar 1, 2009 - Mar 31, 2009	11	2.79%
% Change	9.09%	31.85%
parentpartnership.org.uk / referral		
Apr 1, 2009 - Apr 30, 2009	8	2.45%
Mar 1, 2009 - Mar 31, 2009	1	0.25%
% Change	700.00%	866.87%

Content Overview		
Pages	Pageviews	% Pageviews
/		
Apr 1, 2009 - Apr 30, 2009	181	22.26%
Mar 1, 2009 - Mar 31, 2009	283	25.09%
% Change	-36.04%	-11.26%
/staff		
Apr 1, 2009 - Apr 30, 2009	88	10.82%
Mar 1, 2009 - Mar 31, 2009	96	8.51%
% Change	-8.33%	27.18%
/guidance-downloads/		
Apr 1, 2009 - Apr 30, 2009	72	8.86%
Mar 1, 2009 - Mar 31, 2009	127	11.26%
% Change	-43.31%	-21.34%
/advice-information/special-educational-needs/		
Apr 1, 2009 - Apr 30, 2009	66	8.12%
Mar 1, 2009 - Mar 31, 2009	89	7.89%
% Change	-25.84%	2.89%
/links/		
Apr 1, 2009 - Apr 30, 2009	55	6.77%
Mar 1, 2009 - Mar 31, 2009	44	3.90%
% Change	25.00%	73.43%



## 273 people visited this site

### 326 Visits

Previous: 394 (-17.26%)

### 273 Absolute Unique Visitors

Previous: 311 (-12.22%)

### 813 Pageviews

Previous: 1,128 (-27.93%)

### 2.49 Average Pageviews

Previous: 2.86 (-12.89%)

### 00:02:13 Time on Site

Previous: 00:02:22 (-5.70%)

### 51.53% Bounce Rate

Previous: 49.49% (4.12%)

### 73.62% New Visits

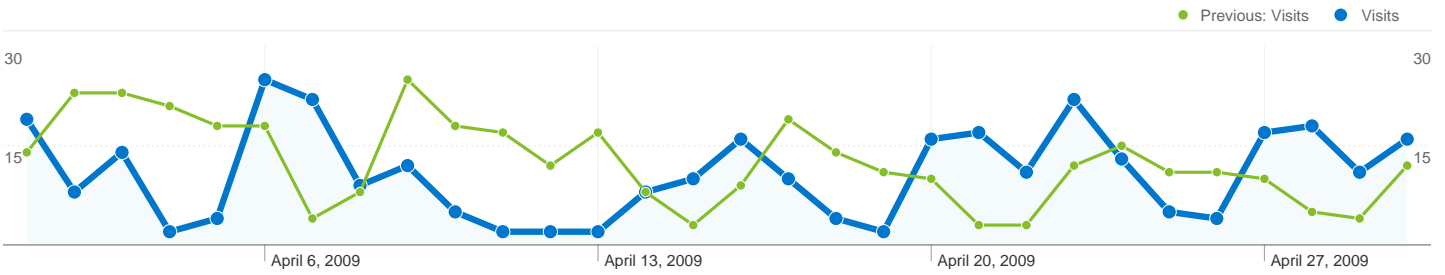
Previous: 68.02% (8.23%)

## Technical Profile

Browser	Visits	% visits	Connection Speed	Visits	% visits
Internet Explorer			Unknown		
Apr 1, 2009 - Apr 30, 2009	282	86.50%	Apr 1, 2009 - Apr 30, 2009	132	40.49%
Mar 1, 2009 - Mar 31, 2009	329	83.50%	Mar 1, 2009 - Mar 31, 2009	160	40.61%
% Change	-14.29%	3.59%	% Change	-17.50%	-0.29%
Firefox			DSL		
Apr 1, 2009 - Apr 30, 2009	36	11.04%	Apr 1, 2009 - Apr 30, 2009	100	30.67%
Mar 1, 2009 - Mar 31, 2009	47	11.93%	Mar 1, 2009 - Mar 31, 2009	126	31.98%
% Change	-23.40%	-7.43%	% Change	-20.63%	-4.08%

Opera		
Apr 1, 2009 - Apr 30, 2009	4	1.23%
Mar 1, 2009 - Mar 31, 2009	0	0.00%
% Change	100.00%	100.00%
Safari		
Apr 1, 2009 - Apr 30, 2009	2	0.61%
Mar 1, 2009 - Mar 31, 2009	16	4.06%
% Change	-87.50%	-84.89%
Chrome		
Apr 1, 2009 - Apr 30, 2009	2	0.61%
Mar 1, 2009 - Mar 31, 2009	1	0.25%
% Change	100.00%	141.72%

Cable		
Apr 1, 2009 - Apr 30, 2009	63	19.33%
Mar 1, 2009 - Mar 31, 2009	70	17.77%
% Change	-10.00%	8.77%
T1		
Apr 1, 2009 - Apr 30, 2009	21	6.44%
Mar 1, 2009 - Mar 31, 2009	27	6.85%
% Change	-22.22%	-6.00%
OC3		
Apr 1, 2009 - Apr 30, 2009	6	1.84%
Mar 1, 2009 - Mar 31, 2009	4	1.02%
% Change	50.00%	81.29%



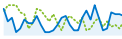
**All traffic sources sent a total of 326 visits**

 **14.72% Direct Traffic**

Previous: 14.97% (-1.67%)

 **20.86% Referring Sites**

Previous: 19.54% (6.73%)

 **64.42% Search Engines**

Previous: 65.48% (-1.63%)



- **Search Engines**  
210.00 (64.42%)
- **Referring Sites**  
68.00 (20.86%)
- **Direct Traffic**  
48.00 (14.72%)

**Top Traffic Sources**

Sources	Visits	% visits
google (organic)		
Apr 1, 2009 - Apr 30, 2009	184	56.44%
Mar 1, 2009 - Mar 31, 2009	228	57.87%
% Change	-19.30%	-2.46%
(direct) ((none))		
Apr 1, 2009 - Apr 30, 2009	48	14.72%
Mar 1, 2009 - Mar 31, 2009	59	14.97%
% Change	-18.64%	-1.67%
educationleeds.co.uk (referral)		
Apr 1, 2009 - Apr 30, 2009	44	13.50%
Mar 1, 2009 - Mar 31, 2009	69	17.51%
% Change	-36.23%	-22.93%
yahoo (organic)		
Apr 1, 2009 - Apr 30, 2009	12	3.68%
Mar 1, 2009 - Mar 31, 2009	11	2.79%
% Change	9.09%	31.85%
parentpartnership.org.uk (referral)		

Keywords	Visits	% visits
parent partnership leads		
Apr 1, 2009 - Apr 30, 2009	26	12.38%
Mar 1, 2009 - Mar 31, 2009	20	7.75%
% Change	30.00%	59.71%
leeds parent partnership		
Apr 1, 2009 - Apr 30, 2009	16	7.62%
Mar 1, 2009 - Mar 31, 2009	24	9.30%
% Change	-33.33%	-18.10%
leeds parent partnership service		
Apr 1, 2009 - Apr 30, 2009	7	3.33%
Mar 1, 2009 - Mar 31, 2009	2	0.78%
% Change	250.00%	330.00%
wyzup.net		
Apr 1, 2009 - Apr 30, 2009	6	2.86%
Mar 1, 2009 - Mar 31, 2009	0	0.00%
% Change	100.00%	100.00%
parent power leads		

Apr 1, 2009 - Apr 30, 2009	8	2.45%
Mar 1, 2009 - Mar 31, 2009	1	0.25%
% Change	700.00%	866.87%

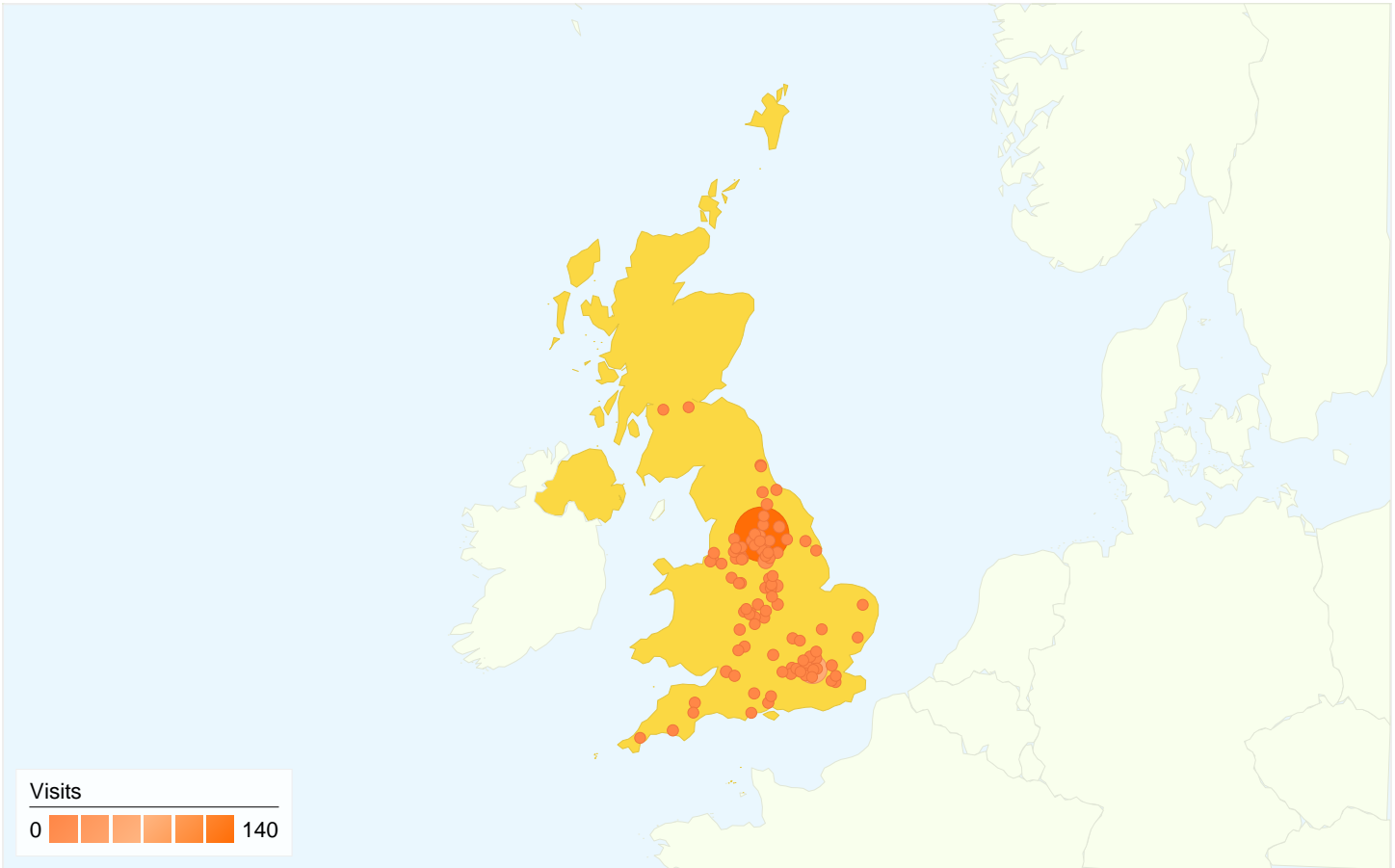
Apr 1, 2009 - Apr 30, 2009	5	2.38%
Mar 1, 2009 - Mar 31, 2009	4	1.55%
% Change	25.00%	53.57%

# Country/Territory Detail:

United Kingdom

Apr 1, 2009 - Apr 30, 2009

Comparing to: Mar 1, 2009 - Mar 31, 2009



## This country/territory sent 314 visits via 103 cities

Site Usage

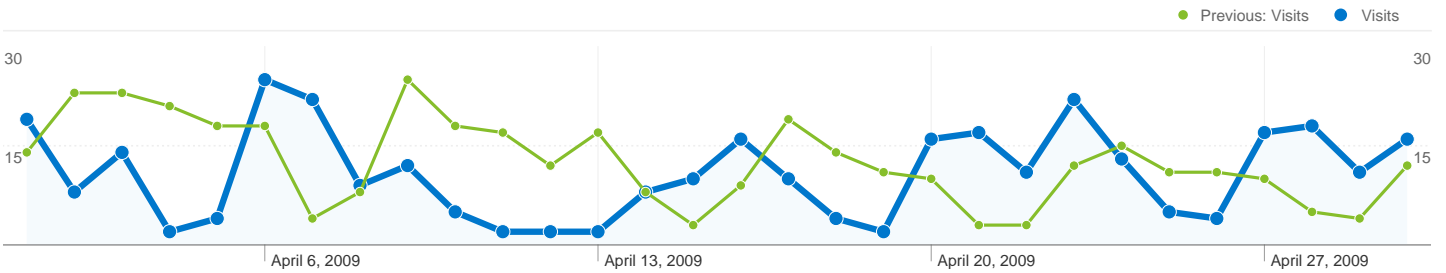
Visits	Pages/Visit	Avg. Time on Site	% New Visits	Bounce Rate	
<b>314</b> Previous: 381 (-17.59%)	<b>2.54</b> Previous: 2.92 (-13.14%)	<b>00:02:15</b> Previous: 00:02:26 (-7.56%)	<b>72.61%</b> Previous: 66.93% (8.49%)	<b>50.64%</b> Previous: 48.56% (4.28%)	
City	Visits	Pages/Visit	Avg. Time on Site	% New Visits	Bounce Rate
<b>Leeds</b>					
April 1, 2009 - April 30, 2009	<b>140</b>	2.86	00:03:22	64.29%	50.71%
March 1, 2009 - March 31, 2009	<b>156</b>	3.66	00:03:23	51.92%	41.03%
% Change	<b>-10.26%</b>	<b>-21.75%</b>	<b>-0.87%</b>	<b>23.81%</b>	<b>23.62%</b>
<b>London</b>					
April 1, 2009 - April 30, 2009	<b>57</b>	2.58	00:01:11	77.19%	49.12%
March 1, 2009 - March 31, 2009	<b>57</b>	2.12	00:01:08	91.23%	57.89%
% Change	<b>0.00%</b>	<b>21.49%</b>	<b>3.65%</b>	<b>-15.38%</b>	<b>-15.15%</b>
<b>Sheffield</b>					

April 1, 2009 - April 30, 2009	15	1.53	00:00:13	80.00%	46.67%
March 1, 2009 - March 31, 2009	18	3.17	00:01:59	55.56%	38.89%
% Change	-16.67%	-51.58%	-89.04%	44.00%	20.00%
Manchester					
April 1, 2009 - April 30, 2009	12	1.50	00:01:29	75.00%	58.33%
March 1, 2009 - March 31, 2009	21	3.81	00:02:25	71.43%	42.86%
% Change	-42.86%	-60.62%	-38.84%	5.00%	36.11%
Pudsey					
April 1, 2009 - April 30, 2009	9	2.22	00:00:52	77.78%	33.33%
March 1, 2009 - March 31, 2009	14	3.29	00:06:00	50.00%	21.43%
% Change	-35.71%	-32.37%	-85.48%	55.56%	55.56%
Wakefield					
April 1, 2009 - April 30, 2009	7	2.86	00:01:29	71.43%	42.86%
March 1, 2009 - March 31, 2009	1	8.00	00:14:23	0.00%	0.00%
% Change	600.00%	-64.29%	-89.67%	100.00%	100.00%
Nottingham					
April 1, 2009 - April 30, 2009	5	2.00	00:01:32	20.00%	20.00%
March 1, 2009 - March 31, 2009	1	2.00	00:00:06	100.00%	0.00%
% Change	400.00%	0.00%	1,426.67%	-80.00%	100.00%
York					
April 1, 2009 - April 30, 2009	3	3.67	00:09:42	100.00%	0.00%
March 1, 2009 - March 31, 2009	3	2.00	00:01:36	33.33%	33.33%
% Change	0.00%	83.33%	504.15%	200.00%	-100.00%
Wembley					
April 1, 2009 - April 30, 2009	3	3.33	00:01:30	66.67%	33.33%
March 1, 2009 - March 31, 2009	1	1.00	00:00:00	100.00%	100.00%
% Change	200.00%	233.33%	100.00%	-33.33%	-66.67%
Salford					
April 1, 2009 - April 30, 2009	3	2.67	00:01:31	33.33%	33.33%
March 1, 2009 - March 31, 2009	4	1.75	00:00:19	100.00%	75.00%
% Change	-25.00%	52.38%	372.73%	-66.67%	-55.56%
Liverpool					
April 1, 2009 - April 30, 2009	3	2.33	00:00:37	100.00%	33.33%
March 1, 2009 - March 31, 2009	0	0.00	00:00:00	0.00%	0.00%
% Change	100.00%	100.00%	100.00%	100.00%	100.00%
Bristol					

April 1, 2009 - April 30, 2009	3	2.33	00:00:25	100.00%	66.67%
March 1, 2009 - March 31, 2009	2	2.00	00:00:24	50.00%	50.00%
% Change	50.00%	16.67%	5.56%	100.00%	33.33%
Waltham Cross					
April 1, 2009 - April 30, 2009	2	1.00	00:00:00	0.00%	100.00%
March 1, 2009 - March 31, 2009	1	1.00	00:00:00	100.00%	100.00%
% Change	100.00%	0.00%	0.00%	-100.00%	0.00%
Halifax					
April 1, 2009 - April 30, 2009	2	2.00	00:00:11	0.00%	0.00%
March 1, 2009 - March 31, 2009	2	6.50	00:00:30	0.00%	0.00%
% Change	0.00%	-69.23%	-63.33%	0.00%	0.00%
Leicester					
April 1, 2009 - April 30, 2009	2	4.00	00:02:02	100.00%	0.00%
March 1, 2009 - March 31, 2009	2	6.00	00:12:19	50.00%	0.00%
% Change	0.00%	-33.33%	-83.48%	100.00%	0.00%
(not set)					
April 1, 2009 - April 30, 2009	2	1.00	00:00:00	100.00%	100.00%
March 1, 2009 - March 31, 2009	5	1.00	00:00:00	80.00%	100.00%
% Change	-60.00%	0.00%	0.00%	25.00%	0.00%
Shipley					
April 1, 2009 - April 30, 2009	2	1.50	00:00:26	100.00%	50.00%
March 1, 2009 - March 31, 2009	6	2.50	00:04:03	83.33%	50.00%
% Change	-66.67%	-40.00%	-89.50%	20.00%	0.00%
Northallerton					
April 1, 2009 - April 30, 2009	2	1.00	00:00:00	100.00%	100.00%
March 1, 2009 - March 31, 2009	0	0.00	00:00:00	0.00%	0.00%
% Change	100.00%	100.00%	0.00%	100.00%	100.00%
Windsor					
April 1, 2009 - April 30, 2009	2	2.00	00:00:55	100.00%	50.00%
March 1, 2009 - March 31, 2009	0	0.00	00:00:00	0.00%	0.00%
% Change	100.00%	100.00%	100.00%	100.00%	100.00%
Doncaster					
April 1, 2009 - April 30, 2009	2	4.00	00:10:38	100.00%	0.00%
March 1, 2009 - March 31, 2009	1	2.00	00:09:40	100.00%	0.00%
% Change	100.00%	100.00%	9.91%	0.00%	0.00%
Sale					

April 1, 2009 - April 30, 2009	1	2.00	00:00:14	100.00%	0.00%
March 1, 2009 - March 31, 2009	0	0.00	00:00:00	0.00%	0.00%
% Change	100.00%	100.00%	100.00%	100.00%	0.00%
Howden					
April 1, 2009 - April 30, 2009	1	1.00	00:00:00	100.00%	100.00%
March 1, 2009 - March 31, 2009	1	1.00	00:00:00	0.00%	100.00%
% Change	0.00%	0.00%	0.00%	100.00%	0.00%
Plymouth					
April 1, 2009 - April 30, 2009	1	2.00	00:00:07	100.00%	0.00%
March 1, 2009 - March 31, 2009	0	0.00	00:00:00	0.00%	0.00%
% Change	100.00%	100.00%	100.00%	100.00%	0.00%
Derby					
April 1, 2009 - April 30, 2009	1	1.00	00:00:00	100.00%	100.00%
March 1, 2009 - March 31, 2009	1	4.00	00:03:22	100.00%	0.00%
% Change	0.00%	-75.00%	-100.00%	0.00%	100.00%
Harrogate					
April 1, 2009 - April 30, 2009	1	7.00	00:02:13	0.00%	0.00%
March 1, 2009 - March 31, 2009	2	3.50	00:02:00	100.00%	0.00%
% Change	-50.00%	100.00%	11.30%	-100.00%	0.00%
					1 - 25 of 103

# All Traffic Sources



## All traffic sources sent 326 visits via 26 sources and mediums

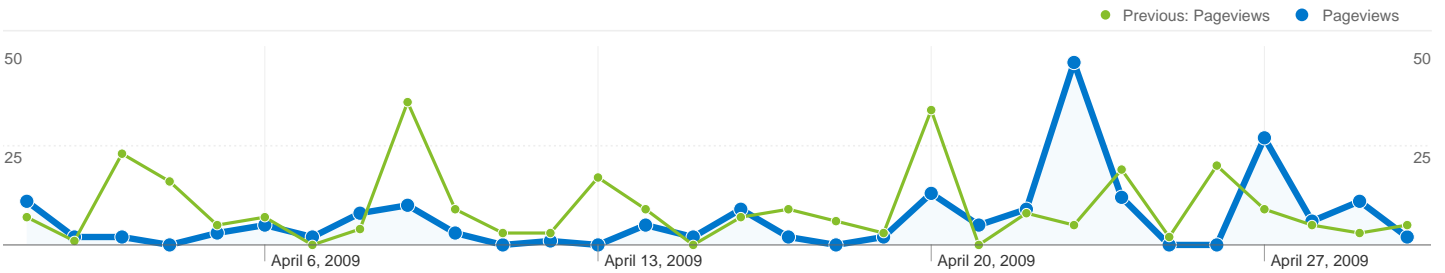
### Site Usage

Visits	Pages/Visit	Avg. Time on Site	% New Visits	Bounce Rate	
<b>326</b> Previous: 394 (-17.26%)	<b>2.49</b> Previous: 2.86 (-12.89%)	<b>00:02:13</b> Previous: 00:02:22 (-5.70%)	<b>73.62%</b> Previous: 68.02% (8.23%)	<b>51.53%</b> Previous: 49.49% (4.12%)	
Source/Medium	Visits	Pages/Visit	Avg. Time on Site	% New Visits	Bounce Rate
google / organic					
April 1, 2009 - April 30, 2009	<b>184</b>	2.28	00:01:46	73.37%	54.35%
March 1, 2009 - March 31, 2009	<b>228</b>	2.46	00:01:50	75.44%	54.39%
% Change	<b>-19.30%</b>	<b>-7.23%</b>	<b>-3.26%</b>	<b>-2.74%</b>	<b>-0.07%</b>
(direct) / (none)					
April 1, 2009 - April 30, 2009	<b>48</b>	3.50	00:05:20	62.50%	50.00%
March 1, 2009 - March 31, 2009	<b>59</b>	4.68	00:04:58	28.81%	33.90%
% Change	<b>-18.64%</b>	<b>-25.18%</b>	<b>7.35%</b>	<b>116.91%</b>	<b>47.50%</b>
educationleeds.co.uk / referral					
April 1, 2009 - April 30, 2009	<b>44</b>	2.77	00:02:15	81.82%	36.36%
March 1, 2009 - March 31, 2009	<b>69</b>	3.12	00:02:31	66.67%	37.68%
% Change	<b>-36.23%</b>	<b>-11.01%</b>	<b>-10.30%</b>	<b>22.73%</b>	<b>-3.50%</b>
yahoo / organic					
April 1, 2009 - April 30, 2009	<b>12</b>	1.42	00:00:13	58.33%	58.33%
March 1, 2009 - March 31, 2009	<b>11</b>	1.36	00:00:04	72.73%	81.82%
% Change	<b>9.09%</b>	<b>3.89%</b>	<b>229.17%</b>	<b>-19.79%</b>	<b>-28.70%</b>
parentpartnership.org.uk / referral					
April 1, 2009 - April 30, 2009	<b>8</b>	3.38	00:02:55	75.00%	12.50%
March 1, 2009 - March 31, 2009	<b>1</b>	1.00	00:00:00	100.00%	100.00%
% Change	<b>700.00%</b>	<b>237.50%</b>	<b>100.00%</b>	<b>-25.00%</b>	<b>-87.50%</b>
aol / organic					
April 1, 2009 - April 30, 2009	<b>6</b>	3.00	00:00:31	100.00%	66.67%

March 1, 2009 - March 31, 2009	7	1.29	00:01:29	100.00%	71.43%
% Change	-14.29%	133.33%	-65.79%	0.00%	-6.67%
images.google.co.uk / referral					
April 1, 2009 - April 30, 2009	4	1.00	00:00:00	100.00%	100.00%
March 1, 2009 - March 31, 2009	0	0.00	00:00:00	0.00%	0.00%
% Change	100.00%	100.00%	0.00%	100.00%	100.00%
search / organic					
April 1, 2009 - April 30, 2009	4	1.50	00:00:22	100.00%	50.00%
March 1, 2009 - March 31, 2009	5	2.20	00:00:26	100.00%	40.00%
% Change	-20.00%	-31.82%	-14.73%	0.00%	25.00%
parrisdesigns.co.uk / referral					
April 1, 2009 - April 30, 2009	3	2.00	00:00:21	66.67%	33.33%
March 1, 2009 - March 31, 2009	0	0.00	00:00:00	0.00%	0.00%
% Change	100.00%	100.00%	100.00%	100.00%	100.00%
ask / organic					
April 1, 2009 - April 30, 2009	2	1.00	00:00:00	100.00%	100.00%
March 1, 2009 - March 31, 2009	0	0.00	00:00:00	0.00%	0.00%
% Change	100.00%	100.00%	0.00%	100.00%	100.00%
by123w.bay123.mail.live.com / referral					
April 1, 2009 - April 30, 2009	1	3.00	00:08:16	100.00%	0.00%
March 1, 2009 - March 31, 2009	0	0.00	00:00:00	0.00%	0.00%
% Change	100.00%	100.00%	100.00%	100.00%	0.00%
google.co.uk / referral					
April 1, 2009 - April 30, 2009	1	1.00	00:00:00	100.00%	100.00%
March 1, 2009 - March 31, 2009	0	0.00	00:00:00	0.00%	0.00%
% Change	100.00%	100.00%	0.00%	100.00%	100.00%
images.google.com / referral					
April 1, 2009 - April 30, 2009	1	1.00	00:00:00	100.00%	100.00%
March 1, 2009 - March 31, 2009	0	0.00	00:00:00	0.00%	0.00%
% Change	100.00%	100.00%	0.00%	100.00%	100.00%
images.google.com.br / referral					
April 1, 2009 - April 30, 2009	1	1.00	00:00:00	100.00%	100.00%
March 1, 2009 - March 31, 2009	0	0.00	00:00:00	0.00%	0.00%
% Change	100.00%	100.00%	0.00%	100.00%	100.00%
leedscommunities.org / referral					
April 1, 2009 - April 30, 2009	1	1.00	00:00:00	0.00%	100.00%

March 1, 2009 - March 31, 2009	0	0.00	00:00:00	0.00%	0.00%
% Change	100.00%	100.00%	0.00%	0.00%	100.00%
leedsmencap.easysearch.org.uk / referral					
April 1, 2009 - April 30, 2009	1	1.00	00:00:00	100.00%	100.00%
March 1, 2009 - March 31, 2009	0	0.00	00:00:00	0.00%	0.00%
% Change	100.00%	100.00%	0.00%	100.00%	100.00%
live / organic					
April 1, 2009 - April 30, 2009	1	2.00	00:00:06	0.00%	0.00%
March 1, 2009 - March 31, 2009	2	6.00	00:06:16	50.00%	0.00%
% Change	-50.00%	-66.67%	-98.40%	-100.00%	0.00%
msn / organic					
April 1, 2009 - April 30, 2009	1	1.00	00:00:00	0.00%	100.00%
March 1, 2009 - March 31, 2009	5	3.00	00:00:47	80.00%	60.00%
% Change	-80.00%	-66.67%	-100.00%	-100.00%	66.67%
tiscali.co.uk / referral					
April 1, 2009 - April 30, 2009	1	1.00	00:00:00	100.00%	100.00%
March 1, 2009 - March 31, 2009	0	0.00	00:00:00	0.00%	0.00%
% Change	100.00%	100.00%	0.00%	100.00%	100.00%
uk.mg41.mail.yahoo.com / referral					
April 1, 2009 - April 30, 2009	1	6.00	00:02:21	100.00%	0.00%
March 1, 2009 - March 31, 2009	0	0.00	00:00:00	0.00%	0.00%
% Change	100.00%	100.00%	100.00%	100.00%	0.00%
yorkshireeveningpost.co.uk / referral					
April 1, 2009 - April 30, 2009	1	5.00	00:01:16	100.00%	0.00%
March 1, 2009 - March 31, 2009	2	1.00	00:00:00	100.00%	100.00%
% Change	-50.00%	400.00%	100.00%	0.00%	-100.00%
10.57.60.5:15871 / referral					
April 1, 2009 - April 30, 2009	0	0.00	00:00:00	0.00%	0.00%
March 1, 2009 - March 31, 2009	1	6.00	00:14:16	100.00%	0.00%
% Change	-100.00%	-100.00%	-100.00%	-100.00%	0.00%
co110w.col110.mail.live.com / referral					
April 1, 2009 - April 30, 2009	0	0.00	00:00:00	0.00%	0.00%
March 1, 2009 - March 31, 2009	1	2.00	00:00:45	100.00%	0.00%
% Change	-100.00%	-100.00%	-100.00%	-100.00%	0.00%
immediacy.ncb.org.uk / referral					
April 1, 2009 - April 30, 2009	0	0.00	00:00:00	0.00%	0.00%

March 1, 2009 - March 31, 2009	1	1.00	00:00:00	100.00%	100.00%
% Change	-100.00%	-100.00%	0.00%	-100.00%	-100.00%
search1.sky.com / referral					
April 1, 2009 - April 30, 2009	0	0.00	00:00:00	0.00%	0.00%
March 1, 2009 - March 31, 2009	1	1.00	00:00:00	100.00%	100.00%
% Change	-100.00%	-100.00%	0.00%	-100.00%	-100.00%
					1 - 25 of 26



**This page was viewed 198 times via 47 keywords**

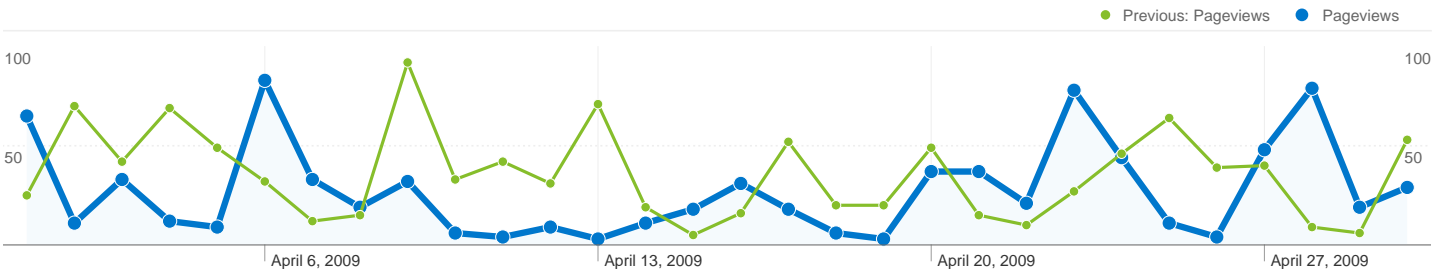
**Content Performance**

Pageviews	Unique Pageviews	Avg. Time on Page	Bounce Rate	% Exit	\$ Index	
<b>198</b> Previous: 289 (-31.49%)	<b>161</b> Previous: 218 (-26.15%)	<b>00:01:06</b> Previous: 00:01:10 (-5.07%)	<b>23.81%</b> Previous: 21.62% (10.12%)	<b>31.82%</b> Previous: 25.61% (24.26%)	<b>\$0.00</b> Previous: \$0.00 (0.00%)	
Keyword	Pageviews	Unique Pageviews	Avg. Time on Page	Bounce Rate	% Exit	\$ Index
parent partnership leads						
April 1, 2009 - April 30, 2009	<b>54</b>	47	00:01:25	23.81%	37.04%	\$0.00
March 1, 2009 - March 31, 2009	<b>93</b>	70	00:01:56	0.00%	18.28%	\$0.00
% Change	<b>-41.94%</b>	<b>-32.86%</b>	<b>-26.56%</b>	<b>100.00%</b>	<b>102.61%</b>	0.00%
leeds parent partnership service						
April 1, 2009 - April 30, 2009	<b>47</b>	33	00:01:22	0.00%	14.89%	\$0.00
March 1, 2009 - March 31, 2009	<b>2</b>	2	00:00:05	0.00%	50.00%	\$0.00
% Change	<b>2,250.00%</b>	<b>1,550.00%</b>	<b>1,547.50%</b>	<b>0.00%</b>	<b>-70.21%</b>	0.00%
leeds parent partnership						
April 1, 2009 - April 30, 2009	<b>41</b>	40	00:00:51	31.25%	39.02%	\$0.00
March 1, 2009 - March 31, 2009	<b>99</b>	71	00:00:48	18.18%	21.21%	\$0.00
% Change	<b>-58.59%</b>	<b>-43.66%</b>	<b>7.11%</b>	<b>71.88%</b>	<b>83.97%</b>	0.00%
leedsparentpartnership						
April 1, 2009 - April 30, 2009	<b>17</b>	8	00:00:47	0.00%	5.88%	\$0.00
March 1, 2009 - March 31, 2009	<b>2</b>	2	00:00:18	0.00%	50.00%	\$0.00
% Change	<b>750.00%</b>	<b>300.00%</b>	<b>158.68%</b>	<b>0.00%</b>	<b>-88.24%</b>	0.00%
leeds pps						
April 1, 2009 - April 30, 2009	<b>5</b>	4	00:00:07	33.33%	60.00%	\$0.00
March 1, 2009 - March 31, 2009	<b>0</b>	0	00:00:00	0.00%	0.00%	\$0.00
% Change	<b>100.00%</b>	<b>100.00%</b>	<b>100.00%</b>	<b>100.00%</b>	<b>100.00%</b>	0.00%
parent partnerships leads						


April 1, 2009 - April 30, 2009	5	5	00:00:36	0.00%	40.00%	\$0.00
March 1, 2009 - March 31, 2009	0	0	00:00:00	0.00%	0.00%	\$0.00
% Change	100.00%	100.00%	100.00%	0.00%	100.00%	0.00%
parent paternership lead						
April 1, 2009 - April 30, 2009	4	4	00:01:29	0.00%	25.00%	\$0.00
March 1, 2009 - March 31, 2009	0	0	00:00:00	0.00%	0.00%	\$0.00
% Change	100.00%	100.00%	100.00%	0.00%	100.00%	0.00%
activities for disabled children leads						
April 1, 2009 - April 30, 2009	3	1	00:00:56	0.00%	33.33%	\$0.00
March 1, 2009 - March 31, 2009	0	0	00:00:00	0.00%	0.00%	\$0.00
% Change	100.00%	100.00%	100.00%	0.00%	100.00%	0.00%
leeds parents partnership						
April 1, 2009 - April 30, 2009	3	2	00:00:32	0.00%	33.33%	\$0.00
March 1, 2009 - March 31, 2009	0	0	00:00:00	0.00%	0.00%	\$0.00
% Change	100.00%	100.00%	100.00%	0.00%	100.00%	0.00%
parent partnerships - leeds						
April 1, 2009 - April 30, 2009	3	2	00:00:17	0.00%	33.33%	\$0.00
March 1, 2009 - March 31, 2009	0	0	00:00:00	0.00%	0.00%	\$0.00
% Change	100.00%	100.00%	100.00%	0.00%	100.00%	0.00%
education leeds parent partnership						
April 1, 2009 - April 30, 2009	2	2	00:00:10	0.00%	50.00%	\$0.00
March 1, 2009 - March 31, 2009	0	0	00:00:00	0.00%	0.00%	\$0.00
% Change	100.00%	100.00%	100.00%	0.00%	100.00%	0.00%
leeds parent partnership services						
April 1, 2009 - April 30, 2009	2	2	00:00:06	0.00%	50.00%	\$0.00
March 1, 2009 - March 31, 2009	0	0	00:00:00	0.00%	0.00%	\$0.00
% Change	100.00%	100.00%	100.00%	0.00%	100.00%	0.00%
parent and partnership leeds						
April 1, 2009 - April 30, 2009	2	2	00:00:12	0.00%	50.00%	\$0.00
March 1, 2009 - March 31, 2009	0	0	00:00:00	0.00%	0.00%	\$0.00
% Change	100.00%	100.00%	100.00%	0.00%	100.00%	0.00%
parent partnership service dewsbury						
April 1, 2009 - April 30, 2009	2	2	00:00:29	0.00%	50.00%	\$0.00
March 1, 2009 - March 31, 2009	0	0	00:00:00	0.00%	0.00%	\$0.00
% Change	100.00%	100.00%	100.00%	0.00%	100.00%	0.00%
www.educationleeds.co.uk						

April 1, 2009 - April 30, 2009	2	1	00:00:51	0.00%	50.00%	\$0.00
March 1, 2009 - March 31, 2009	0	0	00:00:00	0.00%	0.00%	\$0.00
% Change	100.00%	100.00%	100.00%	0.00%	100.00%	0.00%
www.leedsparentpartnership.co.uk						
April 1, 2009 - April 30, 2009	2	2	00:00:12	0.00%	50.00%	\$0.00
March 1, 2009 - March 31, 2009	0	0	00:00:00	0.00%	0.00%	\$0.00
% Change	100.00%	100.00%	100.00%	0.00%	100.00%	0.00%
parent partnership service leads						
April 1, 2009 - April 30, 2009	1	1	00:00:00	100.00%	100.00%	\$0.00
March 1, 2009 - March 31, 2009	1	1	00:00:00	100.00%	100.00%	\$0.00
% Change	0.00%	0.00%	0.00%	0.00%	0.00%	0.00%
www.education.admissions@educationleeds.co.uk						
April 1, 2009 - April 30, 2009	1	1	00:00:00	100.00%	100.00%	\$0.00
March 1, 2009 - March 31, 2009	0	0	00:00:00	0.00%	0.00%	\$0.00
% Change	100.00%	100.00%	0.00%	100.00%	100.00%	0.00%
www.leedsparentpartnership						
April 1, 2009 - April 30, 2009	1	1	00:00:00	100.00%	100.00%	\$0.00
March 1, 2009 - March 31, 2009	10	8	00:00:51	0.00%	40.00%	\$0.00
% Change	-90.00%	-87.50%	-100.00%	100.00%	150.00%	0.00%
www.leedsparentpartnership.co.uk/						
April 1, 2009 - April 30, 2009	1	1	00:00:00	100.00%	100.00%	\$0.00
March 1, 2009 - March 31, 2009	0	0	00:00:00	0.00%	0.00%	\$0.00
% Change	100.00%	100.00%	0.00%	100.00%	100.00%	0.00%
"parent partnership service" leads						
April 1, 2009 - April 30, 2009	0	0	00:00:00	0.00%	0.00%	\$0.00
March 1, 2009 - March 31, 2009	3	2	00:00:10	0.00%	33.33%	\$0.00
% Change	-100.00%	-100.00%	-100.00%	0.00%	-100.00%	0.00%
"parent partnership"						
April 1, 2009 - April 30, 2009	0	0	00:00:00	0.00%	0.00%	\$0.00
March 1, 2009 - March 31, 2009	4	4	00:00:34	0.00%	25.00%	\$0.00
% Change	-100.00%	-100.00%	-100.00%	0.00%	-100.00%	0.00%
about leeds parent partnership						
April 1, 2009 - April 30, 2009	0	0	00:00:00	0.00%	0.00%	\$0.00
March 1, 2009 - March 31, 2009	1	0	00:00:00	0.00%	100.00%	\$0.00
% Change	-100.00%	0.00%	0.00%	0.00%	-100.00%	0.00%
appeals for leeds schools						


April 1, 2009 - April 30, 2009	0	0	00:00:00	0.00%	0.00%	\$0.00
March 1, 2009 - March 31, 2009	3	2	00:01:24	0.00%	33.33%	\$0.00
% Change	-100.00%	-100.00%	-100.00%	0.00%	-100.00%	0.00%
children home leads						
April 1, 2009 - April 30, 2009	0	0	00:00:00	0.00%	0.00%	\$0.00
March 1, 2009 - March 31, 2009	7	3	00:00:20	0.00%	14.29%	\$0.00
% Change	-100.00%	-100.00%	-100.00%	0.00%	-100.00%	0.00%
1 - 25 of 47						



## Pages on this site were viewed a total of 813 times

 **813 Pageviews**

Previous: 1,128 (-27.93%)

 **632 Unique Views**

Previous: 854 (-26.00%)

 **51.53% Bounce Rate**

Previous: 49.49% (4.12%)

## Top Content

Pages	Pageviews	% Pageviews
/		
Apr 1, 2009 - Apr 30, 2009	181	22.26%
Mar 1, 2009 - Mar 31, 2009	283	25.09%
% Change	-36.04%	-11.26%
/staff		
Apr 1, 2009 - Apr 30, 2009	88	10.82%
Mar 1, 2009 - Mar 31, 2009	96	8.51%
% Change	-8.33%	27.18%
/guidance-downloads/		
Apr 1, 2009 - Apr 30, 2009	72	8.86%
Mar 1, 2009 - Mar 31, 2009	127	11.26%
% Change	-43.31%	-21.34%
/advice-information/special-educational-needs/		
Apr 1, 2009 - Apr 30, 2009	66	8.12%
Mar 1, 2009 - Mar 31, 2009	89	7.89%
% Change	-25.84%	2.89%
/links/		

Apr 1, 2009 - Apr 30, 2009	55	6.77%
Mar 1, 2009 - Mar 31, 2009	44	3.90%
% Change	25.00%	73.43%